

One


A product by
Rancilio Group

ONE

EXPERIENCE
YOUR
COFFEE
BREAK


EGRO

ENGLISH





EXPERIENCE YOUR COFFEE BREAK

Featuring maximum reliability and ease-of-use, the Egro One fully automatic coffee machine is extremely versatile and guarantees premium quality cups for every coffee, fresh milk and powder-based drinks. Egro One is available in four different versions, and offers a wide range of add-ons and fridges to meet every need. Recommended for locations with an average consumption of 300 cups per day (Top Milk and NMS+ versions), Egro One perfectly fits for hotels, quick service restaurants, cafeterias, self-service facilities, convenience stores and gas stations.

ONE PURE COFFEE

x250

CUPS PER DAY

ONE QUICK MILK

x250

CUPS PER DAY

ONE TOP MILK

x300

CUPS PER DAY

ONE NMS+

x300

CUPS PER DAY

HIGHLIGHTS



1

COFFEE

Swiss coffee technology

Stainless steel brewing unit for high quality espresso extractions and separate boilers to manage independently coffee and steam deliveries.

2

MILK

Milk systems

Regulate the frothing level and milk temperature for each drink. And with the Top Milk and NMS+ versions, you can also customise each recipe with cold milk foam.

3

ADD-ON

Total flexibility for every business

Configure your fully automatic coffee machine to suit your needs by choosing among many add-ons, fridges, optionals and payment systems.

4

DESIGN

Built for a long service life

The focus on design, ergonomics and the choice of sustainable and durable components ensures maximum functionality and high reliability.

5

INTERFACE

Easy drink selection

All versions are available with keypad or 5.7" touchscreen interface.

6

CLEANING

Quick and easy cleaning

Cleaning and rinsing cycles are easy to run and can be completed in a just a few minutes.

SWISS COFFEE TECHNOLOGY

STAINLESS STEEL BREWING UNIT

The stainless steel brewing unit is available in two brewing chambers with different capacities, either 18 g or 22 g (optional).

E SELF ADJUSTING GRINDER (SAG)

The Self Adjusting Grinder (optional) can correct any in-cup quality alterations in real time, ensuring coffee consistency in every cup.

- Egro Patented Technology

STAINLESS STEEL FLAT BURRS

High-precision grinders are equipped with titanium coated stainless steel burrs to provide consistent coarseness for top-quality espresso brewing.

54 mm

BURRS DIAMETER

4

PRE-INFUSION LEVELS

3

PRESSURE LEVELS

UP TO 2 BEAN HOPPERS

Choose up to two hoppers in order to always have two different coffee varieties available. A manual input enables the use of ground coffee to serve other types of coffee or decaffeinated coffee.

2x 1.3 kg / 2.9 lb

BEAN HOPPER CAPACITY

DUAL BOILER TECHNOLOGY

With the two independent hot water boilers, hot water and coffee can be dispensed simultaneously.

0.5 l / 16.9 oz

COFFEE BOILER

1.9 l / 64.2 oz

STEAM BOILER



WATER AND STEAM



WATER

HOT WATER OUTLET

Hot water for tea and herbal tea preparation is delivered from the main spout via a dedicated channel or via the water wand located on the right side of the machine (optional). For any given recipe it is possible to program the dosages and water temperature.



STEAM

STEAM WAND

The manual steam wand (optional), which is also available with an anti-scald outer coating (optional), is the ideal solution for the professional barista.

iSTEAM

The iSteam wand (optional) is designed to heat and froth milk automatically, adjusting the consistency of the cream (6 levels) and the temperature of the milk via the interface. For superior steam performance, for the Pure Coffee version only, iSteam+ is also available.



C-LEVER

The C-lever steam valve is operated by rotating the knob just 25°. Turning it upwards, the valve stays open. By turning it downwards, the valve opens and automatically closes when released.

- Egro Patented Technology

MILK

3 MILK SYSTEMS

Egro One offers three different systems for preparing fresh milk drinks: Quick Milk, Top Milk, NMS+. Designed to guarantee the highest quality, reduce consumption and facilitate the work of operators, Egro milk systems differ in terms of production capacity and available functions. Discover the solution that best suits your needs.



QUICK MILK

Quick Milk is the right choice for those who do not have to manage a heavy workflow and want to offer their customers a menu with the great coffee classics such as cappuccino and latte macchiato. Quick Milk is an intuitive milk system that is easy to use and maintain. The Quick Milk system can be used with the Quick Milk refrigerator or the FUM refrigerator, both with 4 litres capacity.

TOP MILK

Top Milk is the ideal solution for all locations with a high consumption of milk-based drinks who want to customise each recipe and offer a complete cafeteria menu. You can adjust the temperature and milk frothing level for each drink and even work with two different types of fresh milk at the same time. The Top Milk system requires the installation of the KS9 refrigerator (6.5 l) or the FUM refrigerator (4 l) or an external pump module (SMPU) for refrigerators placed under the counter.

COLD MILK FOAM (CMF)

The CMF system (optional) is the solution for automatically preparing cold milk foam for every drink by selecting three different frothing levels via the interface. CMF can only be configured for Top Milk and NMS+ milk systems.



NMS+

NMS+ is Egro's most advanced milk system that guarantees the best results in the cup, especially when preparing milk foam. For each type of drink, it offers the option of adjusting the temperature and frothing level of the milk and choosing between two different types of fresh milk. Designed for locations that require high productivity, NMS+ also offers a more advanced cleaning system that ensures the highest standards of efficiency and hygiene. The NMS+ system requires the installation of the KS9 refrigerator (6.5 l), the FUM refrigerator (4 l) or an external pump module (SMPU) for refrigerators to be placed under the counter.

FRIDGES



FUM FRIDGE

4-litre fridge, with pump module and level sensor, which can be placed under the main unit of the machine to optimise worktop space.

QUICK MILK FRIDGE

Compact 4-litre fridge, easy to install even in space-limited locations.

PUMP MODULES (SMPU)

For the Top Milk and NMS+ versions, a wide range of pump modules is available to install the fridges under the counter.

KS9 FRIDGE

6.5 litre fridge with display, level sensor and integrated pump module. On request, the KS9 fridge is available with the CMF system for cold milk foam. It can also be ordered in a version with two milk containers to work simultaneously with soya or skimmed milk. With the SMPU pump modules, the KS9 can also be installed under the counter to free up space on the worktop.



INTERFACE

KEYPAD VS TOUCHSCREEN

All versions of Egro One are available with keypad interface or 5.7" touchscreen. Both interfaces are intuitive, making it easy to navigate between the different screens and adjust the parameters of each drink on the menu.

KEYPAD
+ 10 BUTTONS KEYPAD
+ 16 PRODUCTS

TOUCH
+ 5.7" HD TOUCHSCREEN
+ 48 PRODUCTS (6 PER PAGE)

x12

MENU AVAILABLE IN 12 LANGUAGES: ENGLISH, ITALIAN, GERMAN, DUTCH, FRENCH, SPANISH, PORTUGUESE, RUSSIAN, SIMPLIFIED CHINESE, TRADITIONAL CHINESE, JAPANESE AND KOREAN.

THREE ACCESS LEVELS

Egro One has three different menus dedicated to the barista, the manager and the technician to offer everyone the best user experience based on their different needs.

QUEUE MODE

The selected items are placed in a queue, possibility for any drink to be brewed earlier or later, to be cancelled or others added.

SELF-SERVICE MODE

All versions of Egro One can be configured in Self-Service mode for hotels and all locations that do not require a dedicated operator for the coffee machine. An optional kit (option Self) is also available, which includes locks for both the hoppers and the coffee grounds drawer, as well as indicators to correctly position the cups before dispensing.

DRINK ICONS, SCREENSAVER AND SLIDESHOW

Choose the icons for your drinks and customise the colours and images. Upload videos and photo slideshows to be displayed on the interface during dispensing or to be used as a screensaver when the machine is not operating.



DESIGN



FUNCTIONAL AND RELIABLE

The Ego One is synonymous with style and functionality. It has a strong, compact image and stands out for the quality of the materials that make up the group head and the ergonomic solutions.

COLOUR: BLACK / GREY
SPACE SAVING DESIGN

30 cm / 12 in

MAIN UNIT WIDTH



LED LIGHTS

Maximum visual comfort thanks to LED lights on the work area.

AUTOMATIC SPOUT

The height of the dispensing spout adjusts automatically according to the selected drink and the type of cup in use. Up to 5 different positions can be programmed (optional only for Pure Coffee, Top Milk and NMS+).

CLEANING AND MAINTENANCE



CLEANING

CLEANING CYCLE

The operator can carry out a complete cleaning cycle of the circuits by following the instructions displayed on the interface.

4-9 MINUTES*

Duration of daily wash cycle with hot water, air, steam and detergents.

*depending on configuration

AUTOMATIC RINSING

It is possible to program an automatic rinse cycle after a set time interval.



MAINTENANCE

EASY ACCESS TO ALL COMPONENTS

Quick access to all major internal components facilitates maintenance and cleaning. The cup tray and dispensing spout are easy to dismantle and can be washed in the dishwasher.

DURA BREW

Dura Brew is a hermetically sealed system requiring little maintenance, and thus reducing the total cost of ownership.

USB PORT

USB port for transferring technical data and uploading images and videos.

ADD-ON

BENEFITS

Configure your Egro One and grow your business with the offer of add-ons.



EGRO ONE

- + KS9 FRIDGE
- + POWDER MODULE
- + CUP WARMER

GUM

External container for coffee grounds to be placed under the machine.

750 g
/ 1,6 lb

COFFEE GROUNDS
CONTAINER CAPACITY

CUP WARMER

External cup warmer with adjustable temperature level and three heatable trays.

POWDER MODULE

Give your customers even more choice with an external module for chocolate and other soluble products.

2x 1.8 l

POWDER HOPPERS CAPACITY

PAYMENT SYSTEMS

Enjoy utmost flexibility with a range of standard and optional payment system solutions.



TWO TOP MILK

Two Top Milk is a special configuration that includes two One Top Milk and a centrally positioned KS9 refrigerator. Available with Keypad or Touch interface, Two Top Milk is the ideal solution for all locations that require a high level of performance and have to manage peaks of work at different times of the day.

RECOMMENDED DAILY OUTPUT

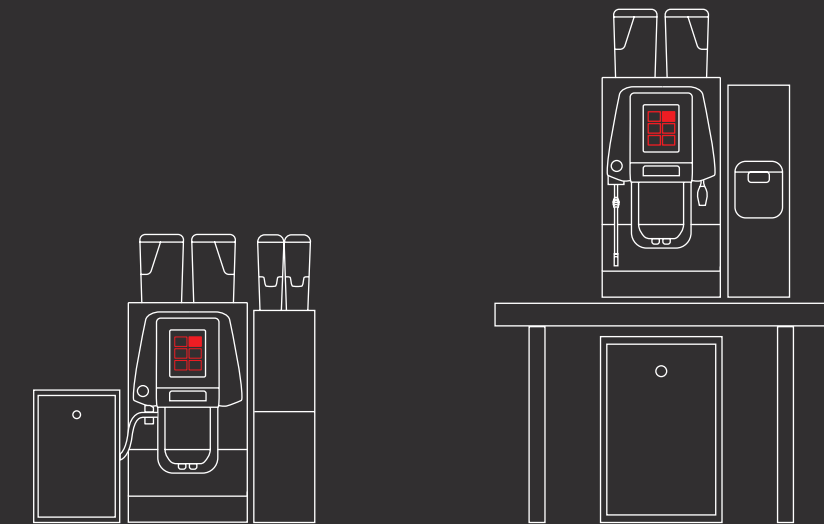
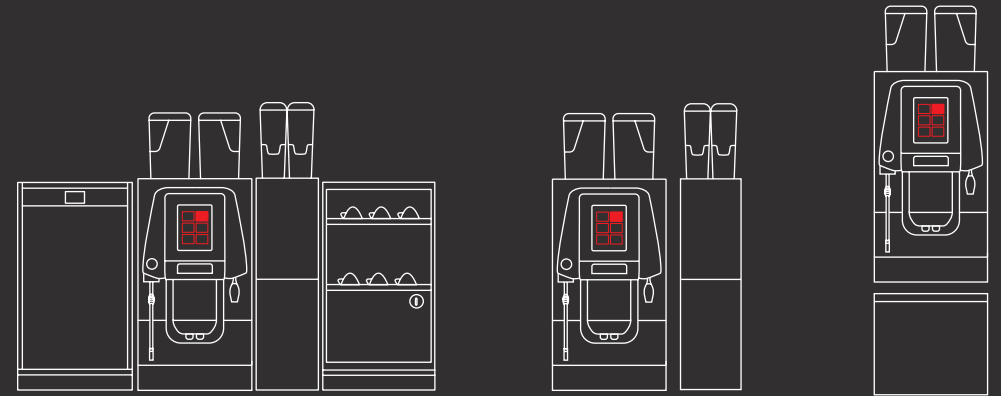
TWO TOP MILK

x600

CUPS PER DAY

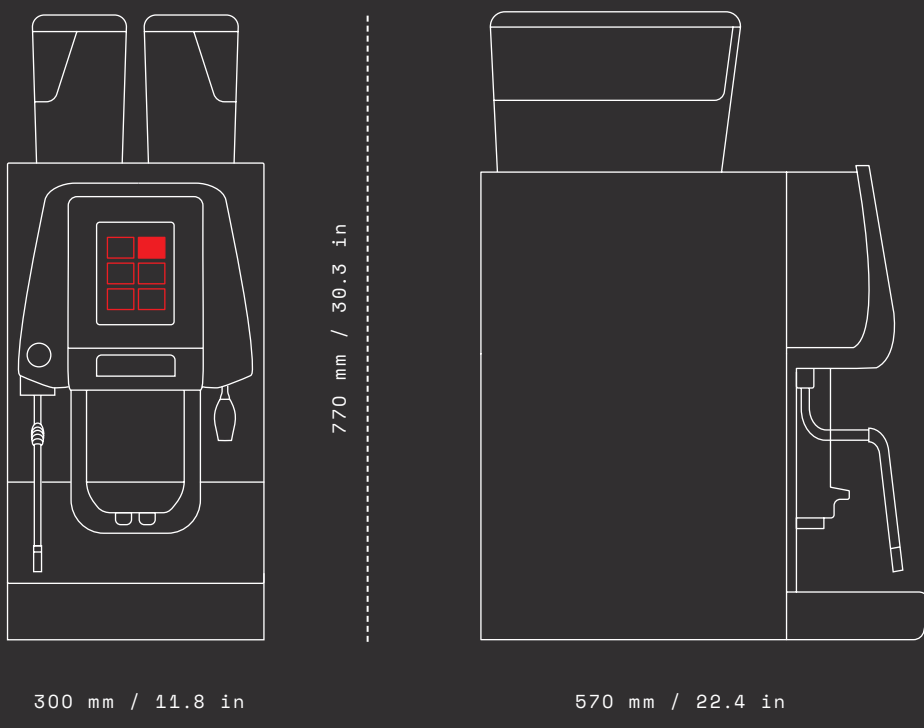


+ OTHER CONFIGURATIONS



ONE: SPECIFICATIONS

DIMENSIONS



MAIN UNIT TECHNICAL DATA

W x D x H

300 x 570 x 770 mm
11.8 x 22.4 x 30.3 in

WEIGHT

57 kg

COFFEE BOILER

0.5 l / 16.9 oz

STEAM BOILER

1.9 l / 64.2 oz

WATER SUPPLY

Fixed water connection

ENERGY CONSUMPTION PER DAY

PURE COFFEE | 1,703 kWh

QUICK MILK | 1,772 kWh

TOP MILK / NMS+ | 1,873 kWh

POWER SUPPLY

220-240 V3~, 50-60 Hz (6,0 kW)

380-415 V2N~, 50-60 Hz (6,0 kW)

220-240 V~, 50-60 Hz (6,0 kW)

220-240 V~, 50-60 Hz (3,6 kW)

208/240 V2ph~, 60 Hz (5/6 kW)

NOISE LEVEL DURING USE

< 70 db

INTERFACE

TOUCH

5.7" Touchscreen

KEYPAD

10 buttons

COLOURS

● GREY/BLACK (ONE)

● BLACK (TWO)

RECOMMENDED DAILY OUTPUT

ONE PURE COFFEE

x250

CUPS PER DAY

ONE QUICK MILK

x250

CUPS PER DAY

ONE TOP MILK

x300

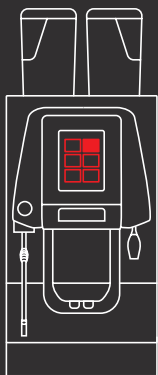
CUPS PER DAY

ONE NMS+

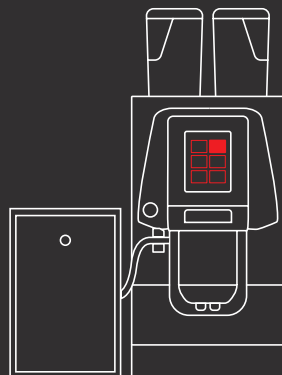
x300

CUPS PER DAY

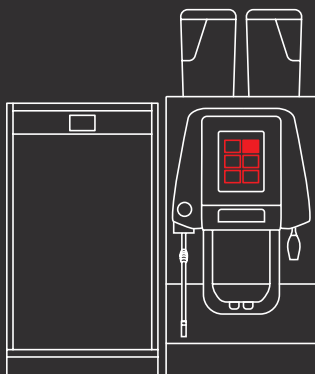
ONE
PURE COFFEE



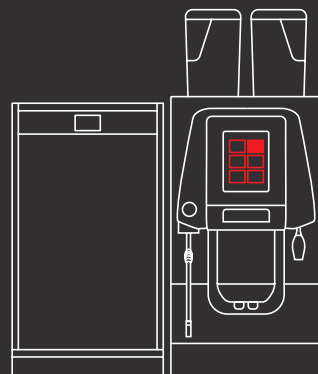
ONE
QUICK MILK



ONE
TOP MILK



ONE
NMS+

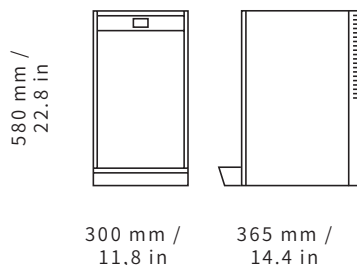


FEATURES

	PURE COFFEE	QUICK MILK	TOP MILK	NMS+
COFFEE				
Self Adjusting Grinder (SAG) for 1 grinder	●	●	●	●
Self Adjusting Grinder (SAG) for 2 grinders	●	●	●	●
Second grinder	●	●	●	●
18-g brewing chamber	●	●	●	●
22-g brewing chamber (BC22)	●	●	●	●
Bypass single cup (for 1 cup of caffè Americano)	●	●	●	●
Bypass dual cup (for 2 cups of long coffee)	●	●	●	●
HOT WATER				
Central hot water outlet	●	●	●	●
Right side hot water outlet	●	●	●	●
STEAM				
Steam wand (C-lever system)	●	●	●	●
Cool touch steam wand (C-lever system)	●	●	●	●
Automatic steam wand (iSteam)	●	●	●	●
Automatic steam wand - 3 valves (iSteam Plus)	●	—	—	—
MILK SYSTEM				
Quick Milk	—	●	—	—
Top Milk	—	—	●	—
Top Milk with Cold Milk Foam (CMF)	—	—	●	—
NMS+	—	—	—	●
NMS+ with Cold Milk Foam (CMF)	—	—	—	●
2 types of milk	—	—	●	●
FRIDGES				
Quick Milk fridge	—	●	—	—
FUM fridge	—	●	●	●
KS9 fridge	—	—	●	●
Pump Modules (SMPU)	—	—	●	●
ADDITIONAL OPTIONALS				
Automatic Spout	●	—	●	●
Under counter grounds chute	●	●	●	●
Lock package	●	●	●	●
Option Self (Lock package, Cup stopper)	●	●	●	●
Payment systems	●	●	●	●
Connect (telemetry system)	●	●	●	●
ADD ON				
Modulo prodotti solubili	●	●	●	●
Scaldatazze	●	●	●	●
GUM	●	●	●	●

ADD-ON SPECIFICATIONS

KS9 FRIDGE



W × D × H
300 x 365 x 580 mm
11.8 x 14.4 x 22.8 in

WEIGHT
29 kg / 63.9 lb

POWER SUPPLY
220–240 V, 50-60 Hz, 0.5 A
China: 220 V, 50 Hz, 0.5 A
120 V, 60 Hz, 1.35 A

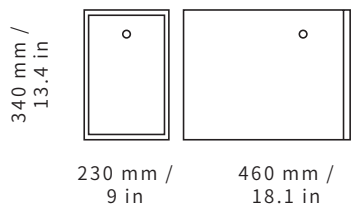
MILK CONTAINER CAPACITY
 (1 TYPE OF MILK)
6,5 l / 1,72 gal US / 0,51 gal UK

MILK CONTAINER CAPACITY
 (2 TYPES OF MILK)
2x 3,25 l / 0,71 gal US / 0,51 gal UK

MILK LEVEL SENSOR
Included

COLOURS
 ● GREY/BLACK ● BLACK

QUICK MILK FRIDGE



W × D × H
230 x 460 x 340 mm
9.0 x 18.1 x 13.4 in

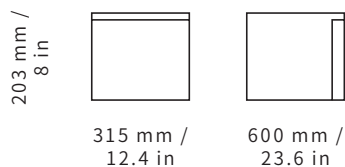
WEIGHT
14 kg / 30.1 lb

POWER SUPPLY
220 – 240 V~, 50 Hz, 0.62 A
220 V~, 60 Hz, 0.62 A
110 V ~, 60 Hz, 1.35 A

MILK CONTAINER CAPACITY
4 l / 1,06 gal US

COLOURS
 ● GREY/BLACK ● BLACK

FUM FRIDGE



W × D × H
315 x 600 x 203 mm
12.4 x 23.6 x 8.0 in

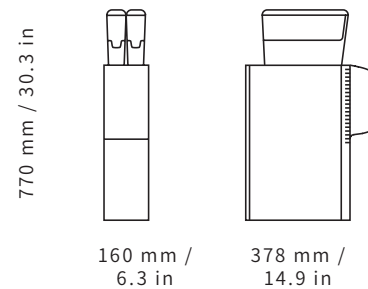
WEIGHT
18.5 kg / 40.8 lb

POWER SUPPLY
220 – 240 V~, 50 Hz, 0.8 A
220 V~, 60 Hz, 0.9 A
115 V ~, 60 Hz, 1.3 A

MILK CONTAINER CAPACITY
4 l / 1,06 gal US

COLOURS
 ● BLACK

POWDER MODULE



W × D × H
160 × 378 × 770 mm
6.3 × 14.9 × 30.3 in

WEIGHT
13 kg / 28.1lb

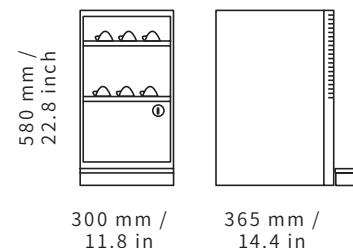
POWER SUPPLY
220–240 V~, 50-60 Hz
120 V~, 60 Hz

POWER RATING
0.1 kW

POWDER HOPPER CAPACITY
2x 1.8 l

COLOURS
 ● GREY

CUP WARMER



W × D × H
300×365×580 mm
11.8×14.4×22.8 inch

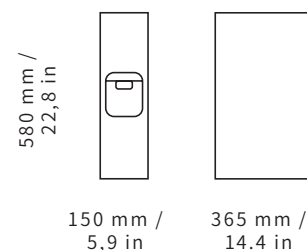
WEIGHT
14 kg / 30.1lb

POWER SUPPLY
220–240 V~, 50 Hz

POWER RATING
420 W

COLOURS
 ● GREY

PAYMENT SYSTEMS

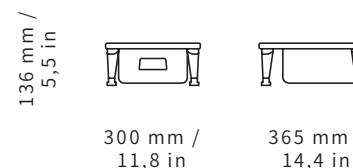


W × D × H
150 × 365 × 580 mm
5.9 × 14.4 × 22.8 in

POWER SUPPLY
24 V from coffee machine

COLOURS
 ● GREY/BLACK ● BLACK

GUM



W × D × H
300 × 365 × 136 mm
11.8 × 14.4 × 5.5in

COFFEE GROUNDS CONTAINER CAPACITY
750 g

POWER SUPPLY
24 V from coffee machine

COLOURS
 ● GREY

CONNECT

POWER TO YOUR COFFEE BUSINESS

It doesn't matter what size your organization is, the only important thing is that you want to improve your coffee business. Connect helps you to make effective use of the data generated by your coffee machines, and support you in advancing your own journey becoming a data-driven business. It's time to take a competitive advantage in whatever marketplace you operate in.

RANCILIOGROUP.COM/CONNECT

BENEFITS

1

 USER-FRIENDLY DASHBOARD

2
 MANAGE YOUR FLEET WITH EASE

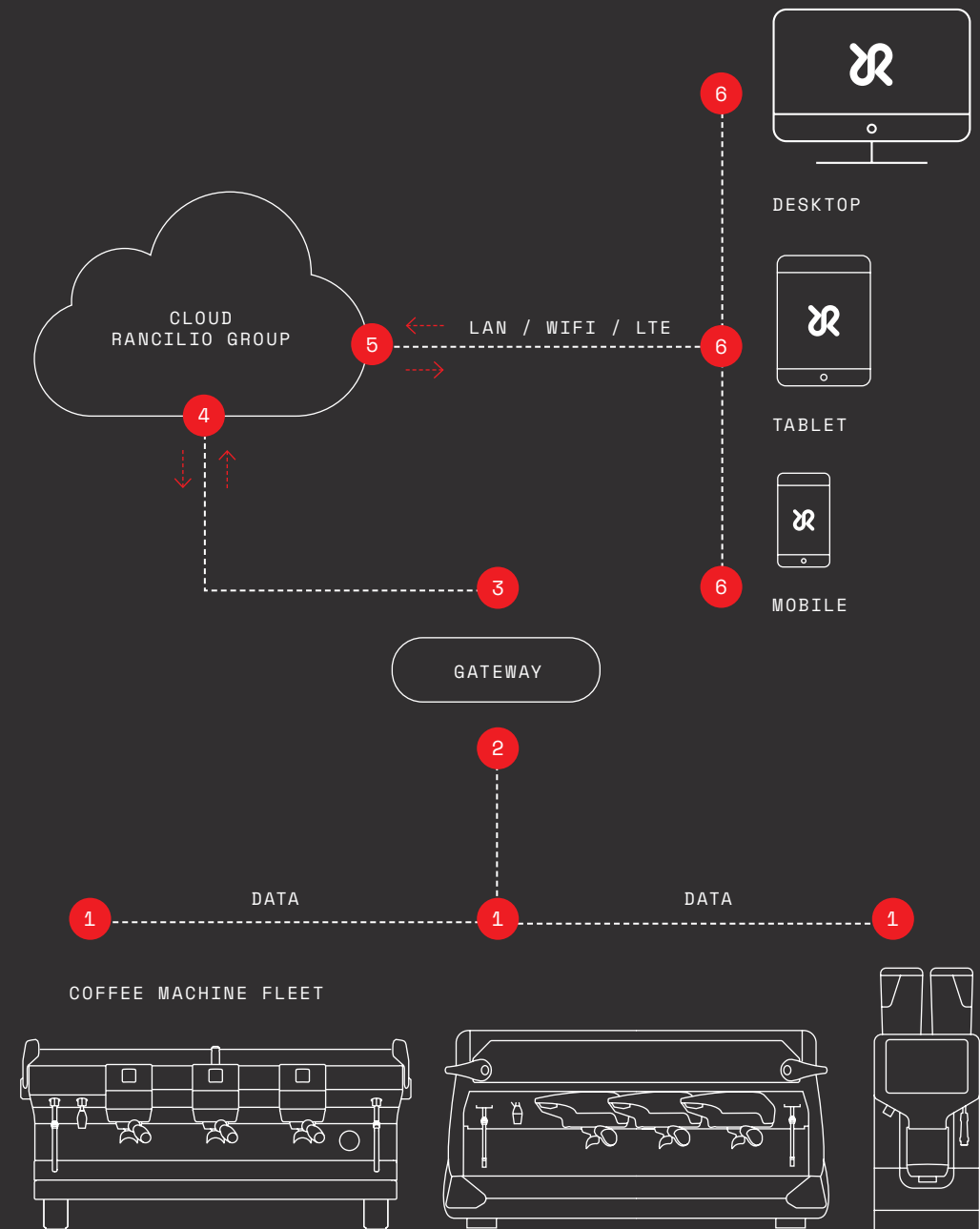
3

 BOOST SERVICE EFFICIENCY

4

 INCREASE BUSINESS PERFORMANCE

HOW IT WORKS



 **RANCILIO**GROUP

ranciogroup.com



an Ali Group company



The Spirit of Excellence

Touch Coffee

A product by
Rancilio Group

TOUCH
COFFEE

FILL UP
YOUR CUP



ENGLISH



FILL UP YOUR CUP

Egro Touch Coffee is the fully automatic coffee machine designed for drip coffee. Delivering superior quality coffee, brewed from bean to cup, ensuring consistent performance and reliability over the long term. It offers maximum variety thanks to the 4 hopper system that allows you to have up to 4 different types of coffee available at all times. Touch Coffee is also available in a version with integrated Coffee Cooler, ideal for all locations that provide drip coffee with ice. Recommended for an average use of 200 cups per day, Touch Coffee meets the needs of self-service restaurants, supermarkets, petrol stations and fast-food outlets.

TOUCH COFFEE

x200

CUPS PER DAY

HIGHLIGHTS



1

COFFEE

4 Bean Hoppers

4 different base coffees always ready to brew.

Always Fresh, Cup After Cup

Fresh drip coffee ground straight from the bean and brewed on demand, in all cup sizes or in carafes of up to 1 litre per cycle.

2

BUSINESS

Power to Your Business

No more wasted coffee, no more stale coffee in big carafes. Improve your business: Touch Coffee is faster than a traditional drip coffee maker and brews only what you're selling, with no recovery time.

3

INTERFACE

10" HD Touchscreen

Swipe, tap and scroll with ease through the menu. It's as easy as using your smartphone, with all preferences and drink selections at your fingertips.

4

CLEANING

Easy to clean

Fast, simple, guided daily cleaning and rinsing cycles.

SWISS COFFEE TECHNOLOGY

Fresh coffee, with all the aromas and taste of your favourite blend, perfectly ground and brewed, from bean to cup, in just a few seconds.

4 BEAN HOPPERS

The 4 hoppers system offers 4 different base coffees always ready to brew and to create up to 10 different blends. The hoppers are equipped with a lock.

4x
1 kg / 2.2 lb

COFFEE HOPPER CAPACITY

PERFORMANCE

Brew fresh coffee at speed in different cup sizes in a single cycle, with no recovery time.

x75

BEVERAGES PER HOUR
(0.5 L / 16 OZ)

0.6 l /
20 oz.

OF COFFEE READY
IN LESS THAN 70 SEC

1 l /
33.8 oz.

COFFEE BOILER CAPACITY

STAINLESS STEEL BREWING UNIT

The stainless steel brewing unit has a brewing chamber set for 22 grams of coffee.

STAINLESS STEEL FLAT BURRS

High-precision grinder is equipped with titanium coated stainless steel burrs to provide consistent particle size for top-quality coffee brewing.

54 mm

GRINDER BURRS DIAMETER

LEFT SIDE COFFEE OUTLET

On request, Egro Touch Coffee can be fitted out with left side coffee outlet for easy use even with 1-litre carafes.

WATER WAND

The separate water wand is extendable to suit all the operator's needs and it is possible to deliver water while brewing coffee.



SMART INTERFACE

TOUCHSCREEN INTERFACE

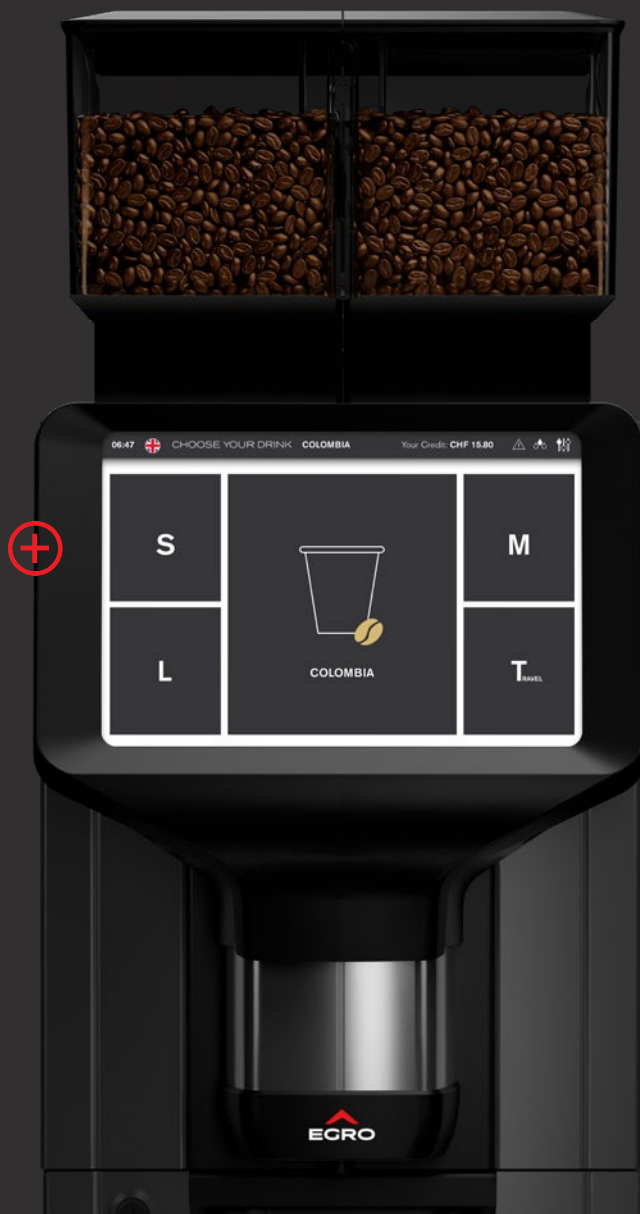
Access, select and adjust settings as easily as you do on your smartphone, thanks to the intuitive 10.1" HD touchscreen interface.

x10

MENU AVAILABLE
IN 10 LANGUAGES

MULTI-DRINK

Rely on the step-by-step instructions provided by the Multi-Drink software to easily create any recipe you wish in just a few taps. Select your favourite blend or single origin, set the pre-infusion time and choose the desired coffee strength.



THREE ACCESS LEVELS

Egro Touch Coffee has three dedicated menus to offer the best user experience to baristas, managers and technicians.

EASY SWITCH

Customise different menus and quickly switch between them to always have the perfect settings for any situation.

QUEUE MODE

The selected products are placed in a queue. The list can be updated at all times by changing the order of the drinks, cancelling orders or adding new ones.

COUNTERS

Counters are available to display the number of brewed drinks and cleaning settings.

MULTIMEDIA

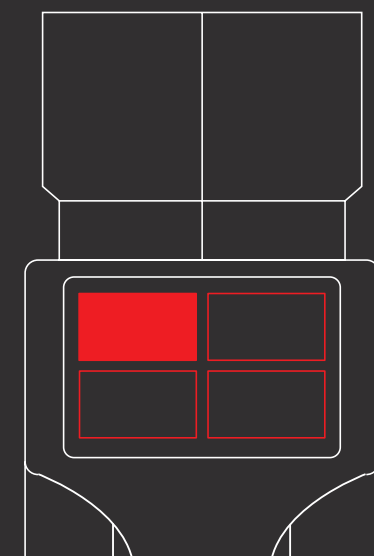
Images or promotional videos can be uploaded and showcased during brewing.

iBUTTON

iButton gives extra information on the product selected as the nutritional value and the origin of coffees.

SELF-SERVICE MODE

Customers can prepare one drink at a time on their own, without the support of the staff.



DESIGN & ERGONOMICS

Egro Touch Coffee is a stylish, ergonomic, and highly functional coffee machine, with clean, soft lines and scratch-resistant surfaces. The black aluminium display frame and all the built-in modules match the modern look of the body of the machine.

SPACE SAVING DESIGN

30cm / 12in

MAIN UNIT WIDTH

AUTOMATIC SPOUT

The automatic spout adjusts the height of the cup that suits the drink selected. The spout is easy to remove for cleaning.

STAINLESS STEEL TRAY

In the self-service setup, the stainless steel tray is easy to remove and clean and has two different cup-placing positions, to ensure that any type of cup is always placed correctly under the brewing spout.

LED LIGHTS

Maximum visual comfort thanks to LED lights on the work area.



TOUCH COFFEE WITH BUILT-IN COFFEE COOLER

Touch Coffee is also available with the integrated Coffee Cooler system to automatically cool the coffee before each brew, from a temperature of 88° down to less than 50°C. Designed for the preparation of cold coffee drinks, to be served with ice or ice cream, this innovative system preserves the sensory qualities of the coffee and prevents ice cubes from melting in the cup. And, as it operates without external refrigeration units, it also provides significant energy savings.



ADD-ON

BENEFITS

Boost the potential of your Egro Touch with optional features that expand your options and make managing the machine even easier.

GUM

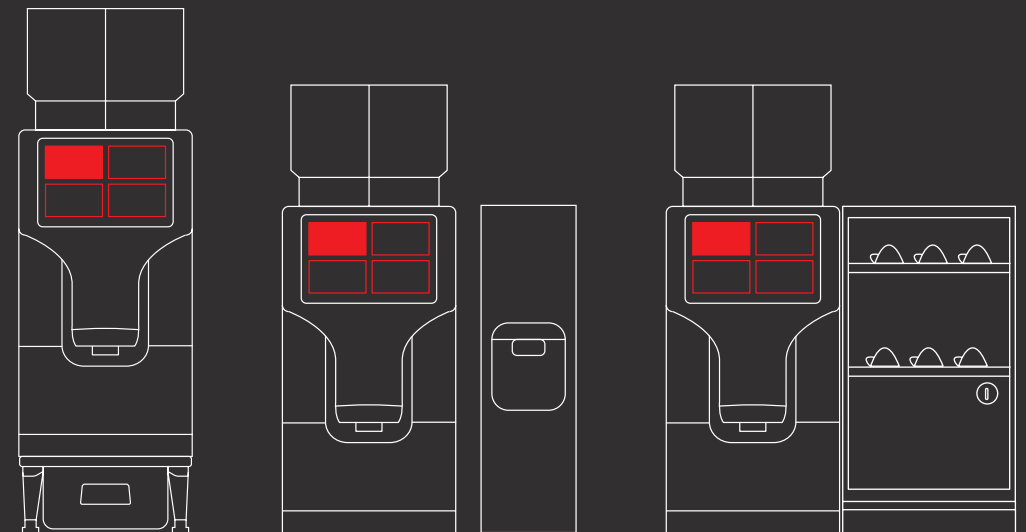
External box for waste coffee.

CUP WARMER

External cup warmer with adjustable temperature level and three heatable trays.

PAYMENT SYSTEMS

Enjoy utmost flexibility with a range of standard and optional payment system solutions.



CLEANING AND MAINTENANCE



CLEANING

CLEANING

Fast and simple cleaning makes it easy to uphold high health and hygiene standards.

RINSING CYCLE

A rinsing cycle start automatically at a preset time after the last beverage delivery.



MAINTENANCE

EASY ACCESS TO ALL COMPONENTS

The convenient opening of the front panel and quick access to the main internal components facilitates easy maintenance operations.



DURA BREW

Dura Brew is a hermetically sealed system requiring little maintenance, and thus reducing the total cost of ownership.

- Egro Patented Technology

USB PORT

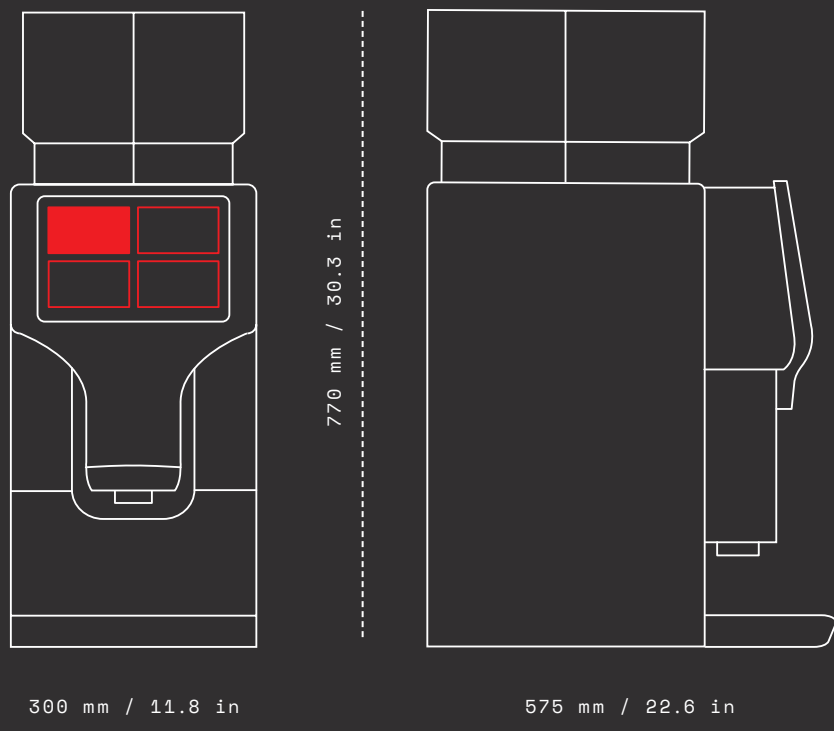
Touch Coffee comes with a USB port to transfer technical data and upload images and videos.

TOUCH COFFEE: SPECIFICHE TECNICHE

DIMENSIONS

FRONT

SIDE



TECHNICAL SPECIFICATIONS

W x D x H

300 x 575 x 770 mm
11.8 x 22.6 x 30.3 in

WEIGHT

57 kg / 125.7 lb

POWER SUPPLY

220 – 240 V~, 50 - 60 Hz (3,1 kW)

WATER SUPPLY

Fixed water connection

ENERGY CONSUMPTION PER DAY

1,772 kWh

NOISE LEVEL DURING USE

< 70 db

INTERFACE

TOUCH

10" HD touchscreen

COLOURS

● BLACK

FEATURES

	TOUCH COFFEE	TOUCH COFFEE WITH INTEGRATED COFFEE COOLER
COFFEE		
22-g brewing chamber (BC22)	●	●
4 bean hoppers	●	●
Coffee Cooler	—	●
Left side coffee outlet	●	●
HOT WATER		
Right side hot water outlet	●	●
ADDITIONAL OPTIONALS		
Automatic Spout	●	●
Under counter grounds chute	●	●
Option Self (Lock package, Cup stopper)	●	●
Lock package	●	●
Payment systems	●	●
Connect ((telemetry system)	●	●
ADD ON		
GUM External box for waste coffee (under machine)	●	●
Cup warmer	●	●

CONNECT

POWER TO YOUR COFFEE BUSINESS

It doesn't matter what size your organization is, the only important thing is that you want to improve your coffee business. Connect helps you to make effective use of the data generated by your coffee machines, and support you in advancing your own journey becoming a data-driven business. It's time to take a competitive advantage in whatever marketplace you operate in.

RANCILIOGROUP.COM/CONNECT

BENEFITS

1

 USER-FRIENDLY DASHBOARD

2

 MANAGE YOUR FLEET WITH EASE

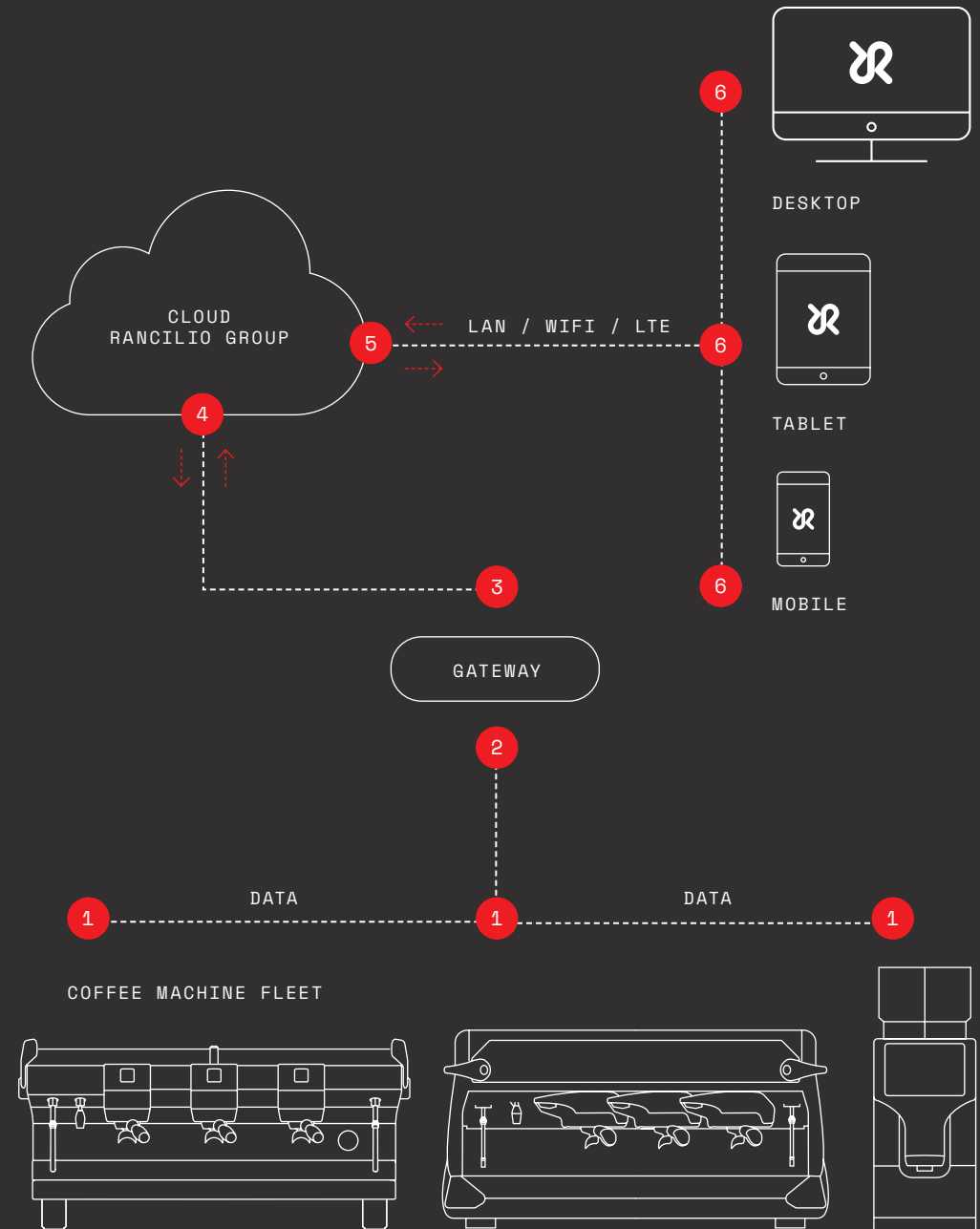
3

 BOOST SERVICE EFFICIENCY

4

 INCREASE BUSINESS PERFORMANCE

HOW IT WORKS



 **RANCILIO**GROUP

ranciogroup.com



an Ali Group company



The Spirit of Excellence

Zero+

A product by
Rancilio Group

ZERO+

GREAT
COFFEE
MORE
CHOICES



ENGLISH



GREAT COFFEE MORE CHOICES

Egro Zero+ is the ideal fully automatic coffee machine for all those locations with medium-low daily consumptions. It dispenses top quality beverages made from coffee, milk or soluble powders and manages to compact Egro-branded technology in just 33 centimeters. It is user-friendly, easy to clean, highly reliable and equipped with an innovative milk system. Recommended for daily outputs up to 150 cups, Egro Zero+ is designed to satisfy the various requirements of offices, self-service facilities, bakeries, retail stores and refreshment areas and is available in 3 versions: Pure Coffee, Quick Milk, Quick Milk Pro.

ZERO+
PURE COFFEE

x150

CUPS PER DAY

ZERO+
QUICK MILK

x150

CUPS PER DAY

ZERO+
QUICK MILK PRO

x150

CUPS PER DAY

HIGHLIGHTS



1

COFFEE

Swiss coffee technology

The latest Egro coffee technologies and long-lasting components, for top-quality coffee and a perfect milk foam for all milk-based beverages.

2

INTERFACE

Keypad

8-button user interface, 16 products ready to brew plus hot water and steam.

3

DESIGN

Space-saving design

Egro technology in just 33 cm width.

4

ADD-ON

Add-ons for your business

Maximum flexibility and a wide portfolio of add-ons to personalise your products according to your business needs.

5

CLEANING

Easy to clean

Easy step-by-step daily cleaning program and water rinsing cycles.

SWISS COFFEE TECHNOLOGY



STAINLESS STEEL BREWING UNIT

The stainless steel brewing group with its 18 grams brew chamber capacity allows to brew delicious beverages out of all coffee blends or single origins.

STAINLESS STEEL FLAT BURRS

The stainless steel grinders ensure quality and precision, to consistently dispense the right amount of coffee for the beverage requested.

64 mm

BURRS DIAMETER

BEAN HOPPER

0.5 kg / 1.1 lb

BEAN HOPPER CAPACITY

BUILT-IN POWDER HOPPER

The built-in powder hoppers are the ideal solution for chocolate and all the other soluble products.

2x 1.3 l

POWDER HOPPER CAPACITY

DUAL BOILER TECHNOLOGY


Two separate boiler for coffee preparation and steam.

0.5 l / 16.9 oz

COFFEE BOILER CAPACITY

0.5 l / 16.9 oz

STEAM BOILER CAPACITY



STEAM, WATER & MILK



STEAM

WATER

STEAM WAND

The steel steam wand is adjustable and easy to clean.

WATER WAND

The separate water wand is extendable to suit all the operator's needs and it is possible to deliver water while brewing coffee.



MILK

QUICK MILK PRO

For those locations offering a wide variety of milk-based beverages on their menu, Egro LAB has developed Egro Zero+ Quick Milk Pro. Thanks to the new pump

module, located inside the fridge, the Quick Milk Pro ensures top quality milk-based drinks, allowing to adjust milk temperature and frothing levels for each beverage.



EXTRA-LARGE

EXTRA-LARGE COFFEE-BASED BEVERAGES

The volumetric pump on the Egro Zero+ is perfect for the rapid and non-stop preparation of all Extra-Large coffee-based beverages.

SMART INTERFACE



INTERFACE

The Egro Zero+ menu enables the configuration and setting of 16 different beverages plus hot water and steam. It is possible to personalize the label and the description of each beverage.

3 ACCESS LEVELS

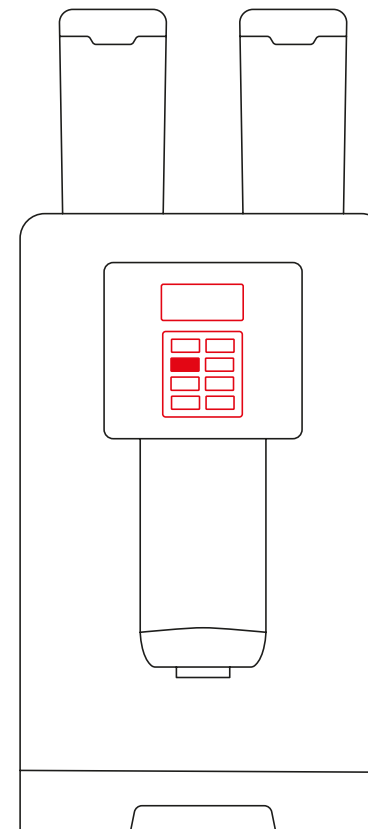
Three dedicated menus offer baristas, managers and technicians the best user experience for their needs.

SELF-SERVICE MODE

Customers can prepare one drink at a time on their own, without the support of the staff.

BACKLIT KEYPAD

The user interface is intuitive and equipped with a backlit Keypad.



x11

MENU AVAILABLE
IN ELEVEN LANGUAGES
INCLUDING RUSSIAN,
SIMPLIFIED CHINESE,
TRADITIONAL CHINESE,
JAPANESE AND KOREAN.

DESIGN & ERGONOMICS



Egro Zero+ is compact and powerful, easy to use and designed with top-quality components for total high reliability.

SPACE-SAVING DESIGN

Compact footprint: main unit and powder system in just 33 cm width.

33 cm
/ **12.9 in**

MAIN UNIT WIDTH

LED LIGHTS

Maximum visual comfort thanks to LED lights on the work area.



STAINLESS STEEL TRAY

In the self-service setup, the stainless steel tray is easy to remove and clean and has two different cup-placing positions, to ensure that any type of cup is always placed correctly under the brewing spout.

FRIDGES AND ADD-ONS

BENEFITS

Expand your horizons by adding fridges and add-ons.

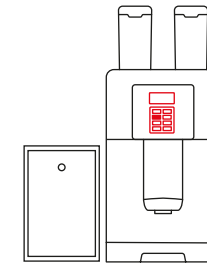


EGRO ZERO+
QUICK MILK PRO

- + CUPWARMER
- + IN-BUILT POWDER HOPPER
- + QUICK MILK FRIDGE

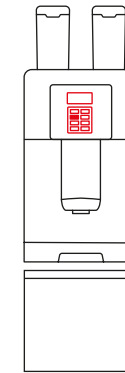
QUICK MILK FRIDGE

Stylish, practical 4 litre Quick Milk Fridge with a brushed stainless steel door.



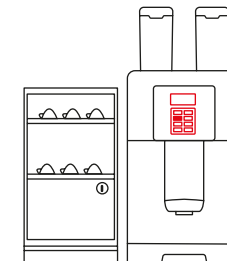
FUM FRIDGE

The FUM 4-litre fridge can be placed right below the machine for best space optimization.



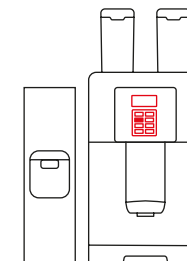
CUP WARMER

External cup warmer with adjustable temperature level and three heatable trays.



PAYMENT SYSTEMS

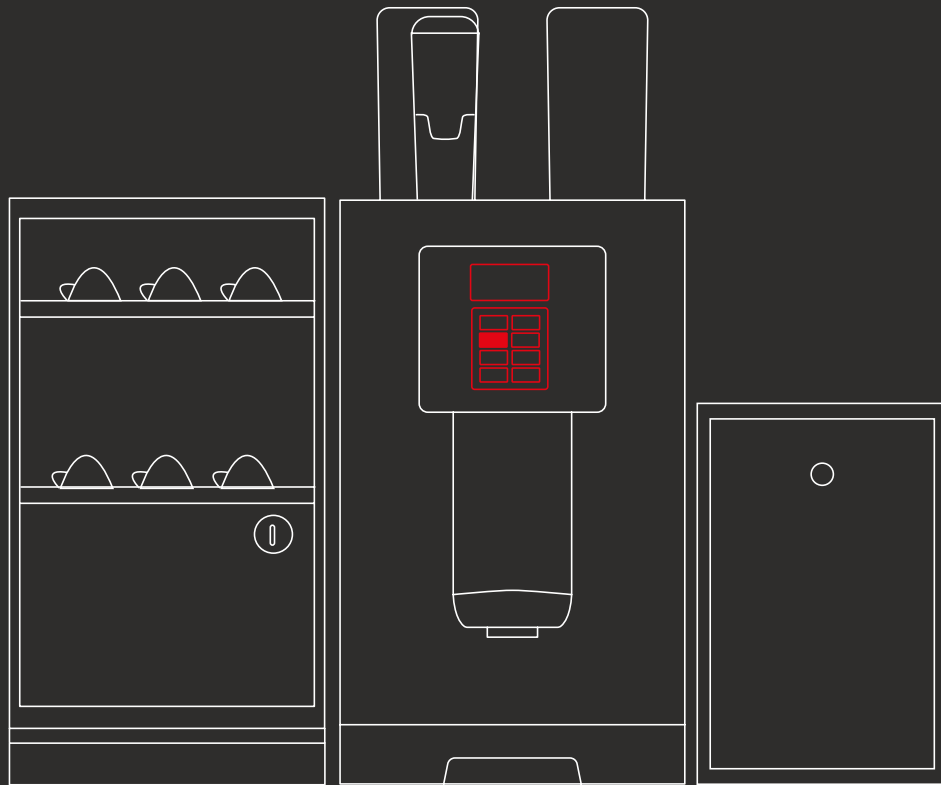
Enjoy utmost flexibility with a range of standard and optional payment system solutions.



MAXIMUM FLEXIBILITY

A WIDE RANGE OF SETUPS

Egro designs personalised solutions for all needs.

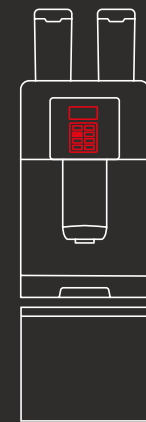
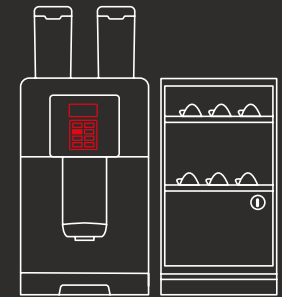
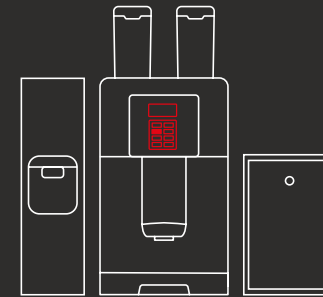


EGRO ZERO+
QUICK MILK PRO

- + CUPWARMER
- + IN-BUILT POWDER HOPPER
- + QUICK MILK FRIDGE



OTHER CONFIGURATIONS



CLEANING AND MAINTENANCE



CLEANING

Fast and simple cleaning makes it easy to uphold high health and hygiene standards. Egro ZERO+ provides a cleaning system which guides users through the procedure. The user may rapidly and easily activate the complete cleaning cycle (6 minutes) with hot water and detergent by following the instructions as they appear on the display. The spout can be easily removed and cleaned.

RINSING CYCLE

A rinsing cycle start automatically at a preset time after the last beverage delivery.



MAINTENANCE

EASY ACCESS TO ALL COMPONENTS

Easy access to the main internal components to facilitate maintenance operations and ensure high reliability.

E DURA BREW

The brewing unit is equipped with Dura Brew, the hermetic sealing system that reduces maintenance costs and the total cost of ownership.

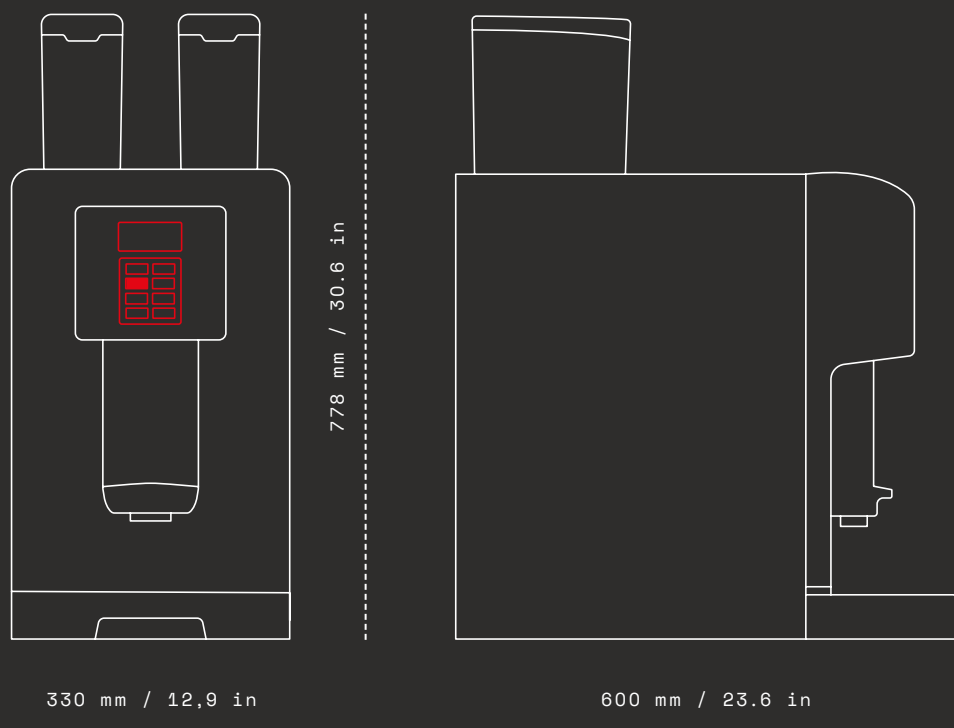
- Egro Patented Technology

USB PORT

Zero+ comes with a USB port to transfer technical data and upload images and videos.

ZERO+ TECHNICAL DATA

DIMENSIONS



MAIN UNIT TECHNICAL DATA

W X D X H

330 x 600 x 778 mm
12.9 x 23.6 x 30.6 in

WEIGHT

45 kg / 99.2 lb

ENERGY SUPPLY

110 V, 60 Hz (1.4 kW)
220-240 V, 60 Hz (3.2 kW)

WATER SUPPLY

Fixed water connection (standard)
4.5 litre water tank* (optional, without change in price)

ENERGY CONSUMPTION PER DAY

Pure Coffee 0,779 kWh
Quick Milk 1,237 kWh
Quick Milk Pro 1,237 kWh

NOISE LEVEL DURING USE

< 70 db

INTERFACE

KEYPAD

Keypad 9 buttons

RECOMMENDED DAILY OUTPUT

ZERO+ PURE COFFEE

x150

CUPS PER DAY

ZERO+ QUICK MILK

x150

CUPS PER DAY

ZERO+ QUICK MILK PRO

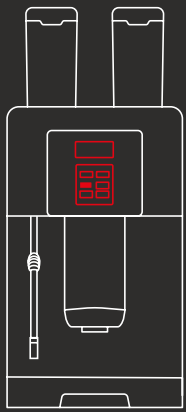
x150

CUPS PER DAY

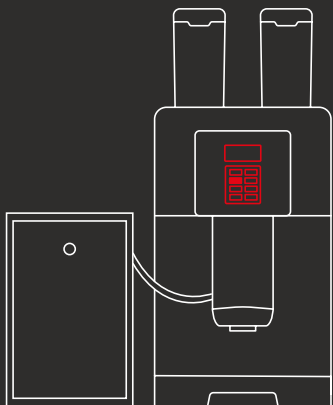
*The tank versions, only available with Pure Coffee and Quick Milk versions, are equipped with a vibration pump. All other configurations include a volumetric pump.

ZERO+

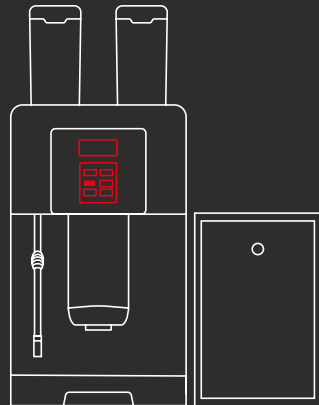
ZERO+ PURE COFFEE



ZERO+ QUICK MILK



ZERO+ QUICK MILK PRO



FEATURES

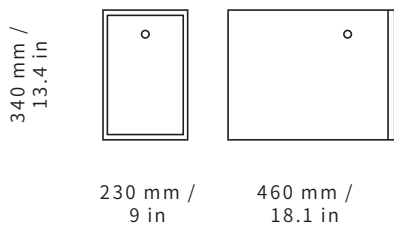
	PURE COFFEE	QUICK MILK	QUICK MILK PRO
COFFEE			
18-g brewing chamber	●	●	●
Second grinder	●	●	●
Bypass single cup (for 1 cup of caffè Americano)	●	●	●
Bypass dual cup (for 2 cups of long coffee)	●	●	●
HOT WATER			
Right side hot water outlet	●	●	●
Central hot water outlet	●	●	●
STEAM			
Steam wand (C-lever system)	●	●	●
POWDER			
1 built-in powder hopper (capacity 1.3 l)	●	●	●
2 built-in powder hoppers (capacity 1.3 l)	●	●	—
MILK SYSTEMS			
Quick Milk	—	●	—
Quick Milk Pro	—	—	●
FRIDGES			
Quick Milk fridge	—	●	●
FUM fridge	—	●	—
ADDITIONAL OPTIONALS			
Under counter grounds chute	●	●	●
Lock package	●	●	●
Option Self (Lock package, Cup stopper)	●	●	●
Payment systems	●	●	●
Connect (telemetry system)	●	●	●
ADD-ON			
Cup Warmer	●	●	●

Standard ● Optional ● Not available —

* standard with right side hot water outlet

FRIDGES: TECHNICAL DATA

QUICK MILK FRIDGE



W × D × H
230 × 460 × 340 mm
9 × 18.1 × 13.4 in

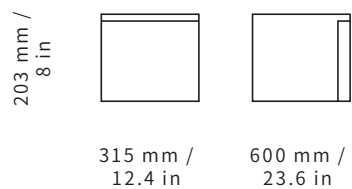
WEIGHT
14 kg / 30.1lb

POWER SUPPLY
220 – 240 V~, 50 Hz, 0.62 A
220 V~, 60 Hz, 0.62 A
110 V ~, 60 Hz, 1.35 A

MILK CONTAINER CAPACITY
6,5 l / 1,72 gal US / 0,51 gal UK

COLOURS
● INOX/BLACK ● BLACK

FUM FRIDGE



W × D × H
315 × 600 × 203 mm
12.4 × 23.6 × 8 in

WEIGHT
18.5 kg / 40.8 lb

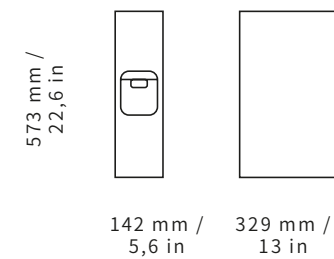
POWER SUPPLY
220 – 240 V~, 50 Hz, 0.8 A
220 V~, 60 Hz, 0.9 A
115 V ~, 60 Hz, 1.3 A

MILK CONTAINER CAPACITY
4 l

COLOURS
● NERO

ADD-ONS: TECHNICAL DATA

PAYMENT SYSTEMS

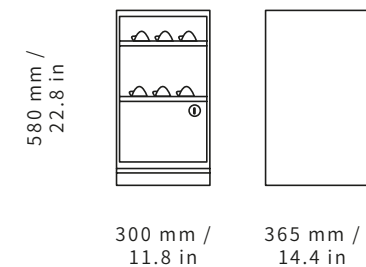


W × D × H
150 × 365 × 580 mm
5.9 × 14.4 × 22.8 in

POWER SUPPLY
24 V from coffee machine

COLOURS
● INOX/BLACK ● BLACK

CUP WARMER



W × D × H
300×365×580 mm
11.8×14.4×22.8 inch

WEIGHT
14 kg / 30.1lb

POWER SUPPLY
220–240 V~, 50 Hz

POWER RATING
420 W

COLOURS
● INOX/BLACK ● BLACK

CONNECT

POWER TO YOUR COFFEE BUSINESS

It doesn't matter what size your organization is, the only important thing is that you want to improve your coffee business. Connect helps you to make effective use of the data generated by your coffee machines, and support you in advancing your own journey becoming a data-driven business. It's time to take a competitive advantage in whatever marketplace you operate in.

RANCILIOGROUP.COM/CONNECT

BENEFITS



1

USER-FRIENDLY DASHBOARD



2

MANAGE YOUR FLEET WITH EASE



3

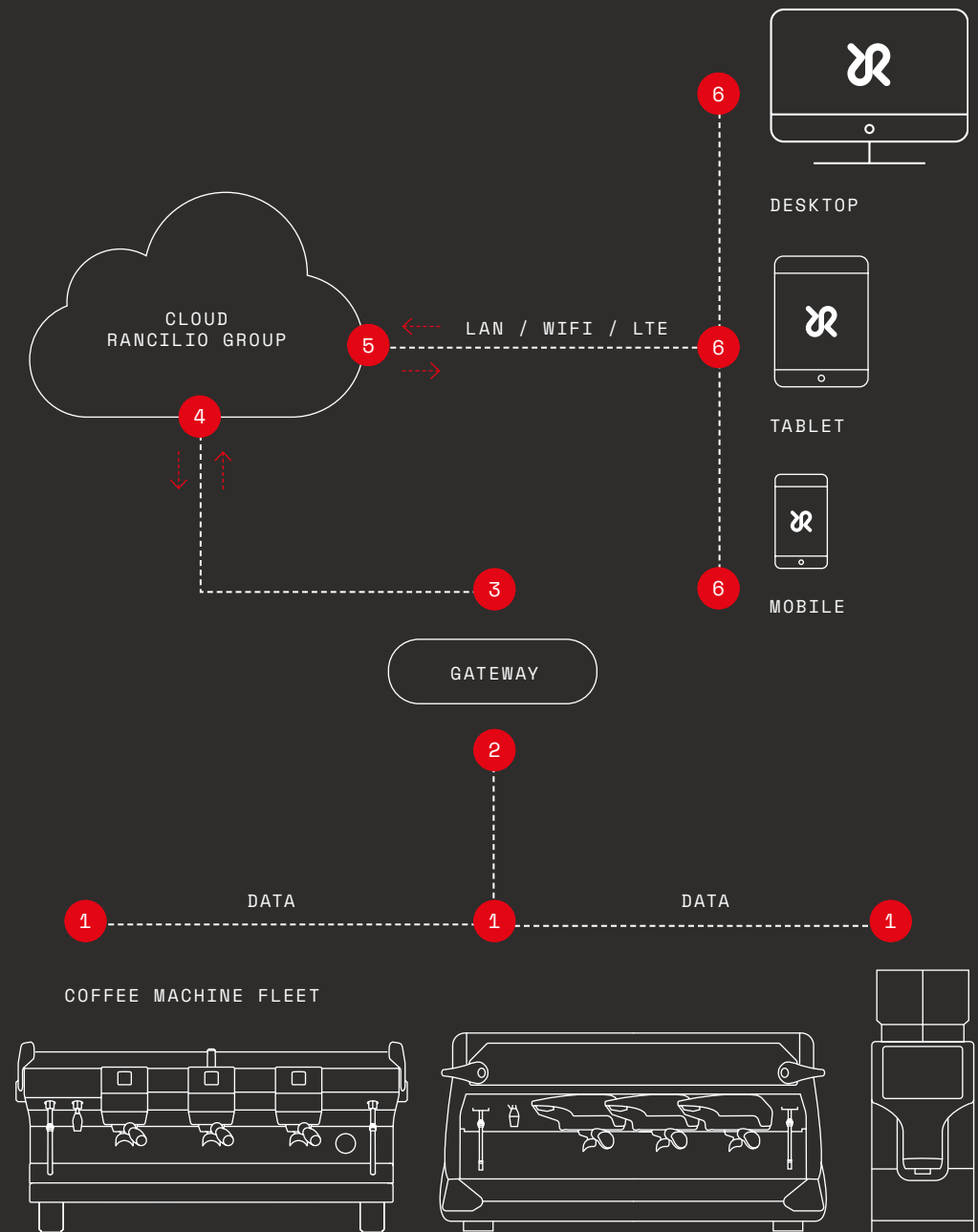
BOOST SERVICE EFFICIENCY



4

INCREASE BUSINESS PERFORMANCE

HOW IT WORKS





rancioliogroup.com



an Ali Group company



The Spirit of Excellence

QuBe

A product by
Rancilio Group

QuBe

QUALITY
AND BEST
PERFORMANCE

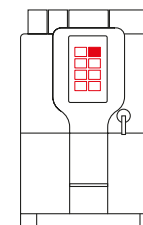



EGRO

ENGLISH

QUALITY AND BEST PERFORMANCE

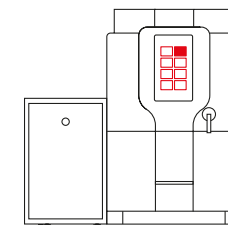
QuBe is a fully automatic coffee machine that is ideal for the Hospitality and Office Coffee Service (OCS) sectors and for all premises, offices, and coffee corners with low daily consumption that require a varied coffee menu. Easy to use and maintain, reliable, convenient and compact, thanks to the built-in hoppers for coffee beans and powders, QuBe is the solution for quickly preparing drinks with coffee, fresh milk and soluble products.



QuBe PURE COFFEE

x80

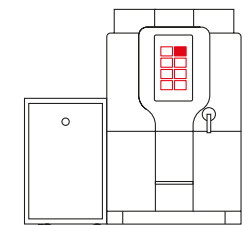
CUPS PER DAY



QuBe QUICK MILK

x100

CUPS PER DAY



QuBe PRO MILK

x120

CUPS PER DAY

HIGHLIGHTS



QuBe Pro Milk 2G+1S

1 COFFEE AND SOLUBLE PRODUCTS

Built-in hoppers

1 or 2 built-in hoppers for coffee beans and up to 2 built-in powder hoppers for soluble products.

2 MILK

Fresh milk-based drinks

With the milk systems and external fridges, you can enhance your cafeteria menu and automatically prepare a wide range of fresh milk-based drinks.

3 INTERFACE

7" Touchscreen

Select your beverage with a simple touch and navigate through the menus to customise your recipes.

4 DESIGN

Compact, quiet and convenient

QuBe is the solution for establishments that need a convenient coffee machine that doesn't require much space, and that is quiet during operation.

5 CLEANING AND MAINTENANCE

Easy to use and to maintain

Just tap to make a coffee, another tap to open the front panel to reach the internal components, and a few minutes to complete a cleaning cycle.

6 CONFIGURATIONS

Designed to satisfy every need

3 versions with 7 different configurations and MDB protocol for external payment systems.

COFFEE, WATER, AND SOLUBLE PRODUCTS

ADJUSTABLE BREWING CHAMBER

Adjust the capacity of the brewing chamber (9-16 g) to prepare every type of drink with the right quantity of ground coffee.

9-16 g

BREWING CHAMBER

HOT WATER

Hot water for tea and infusion preparation is dispensed from the water wand located on the right side of the machine. Quantities of water can be regulated on the touchscreen.

Ø44 mm

CONICAL STEEL BURRS

0,6 l

COFFEE BOILER



BUILT-IN HOPPERS*

QuBe can be configured with 1 or 2 built-in hoppers for coffee beans and 1 or 2 built-in hoppers for powders, available with different capacities.

0,6 kg /

1.3 lb

COFFEE BEAN HOPPER

1,5 l

LARGE POWDER
HOPPER

0,7 l

SMALL POWDER
HOPPER



PURE COFFEE
2G+2S



QUICK MILK/ PRO MILK
2G+1S



QUICK MILK/ PRO MILK
2G



QUICK MILK/ PRO MILK
1G

* The number and capacities of the hoppers available varies depending on the desired configuration.

MILK

MILK SYSTEMS

QuBe offers two different systems for the automatic preparation of fresh milk drinks: Quick Milk and Pro Milk. Discover the solution that best suits your needs.



QuBe Pro Milk 2G+1S

PRO MILK

Gear pump positioned inside the main unit

Pro Milk is the right choice for establishments that want to offer their customers a vast assortment of drinks made with hot or cold milk and hot milk foam. Pro Milk allows to adjust the temperature of the milk, the frothing level, and the foam consistency for each drink. It is recommended for establishments that produce up to 120 cups per day.

QUICK MILK



Venturi System

Quick Milk is the right choice for establishments that do not have to manage a heavy workflow (up to 100 cups per day) and want to offer their customers a menu with the great coffee classics, such as cappuccino and latte macchiato. Quick Milk is an intuitive milk system that is easy to use and maintain.

QUICK MILK FRIDGE

Compact 4-litre fridge, easy to install even in space-limited locations.

COLOURS

-  STAINLESS STEEL/BLACK
-  BLACK



INTERFACE

7" TOUCHSCREEN

The touchscreen interface is simple and intuitive. You can personalise the drinks in the menu, set the machine parameters, and access different pages to check warnings, alarms, and counters.

27 PROGRAMMABLE DRINKS

Personalize all drink recipes by choosing the ingredients and regulating the doses and capacity of the brewing chamber.

2 ACCESS LEVELS

It is possible to limit the access to some functions of the menu by setting up two different passwords for the operations of the Manager and the Technician.

x12

MENU IN 12 LANGUAGES
(ENGLISH, GERMAN, ITALIAN, FRENCH, SPANISH, PORTUGUESE, SIMPLIFIED CHINESE, TRADITIONAL CHINESE, KOREAN, JAPANESE, THAI AND RUSSIAN)



AUTO ON-OFF

On the technical menu, set the times for the machine to turn on and off automatically for each day of the week.

MDB PROTOCOL

QuBe can be connected to all external payment systems that are compatible with the MDB communication protocol.

ENERGY SAVINGS

By turning on the stand-by mode after a certain period of inactivity, you can set a lower boiler temperature to save energy when the machine is not in use.



DESIGN

SPACE-SAVING DESIGN

Its compact dimensions make QuBe perfectly suitable for all small and medium-sized locations.

DESIGNED TO NOT DISTURB

Optimized down to the last decibel, QuBe is a silent coffee machine, ideal for the office coffee corner.



CUP TRAY


The tippable cup tray allows you to work comfortably with both espresso and extra-large take-away cups.

WATER MAINS OR BUILT-IN TANK

During the installation phase, it is possible to connect QuBe to the water mains or to the built-in 4-litre water tank. With the Jolly function, it is possible to switch from the water mains to the tank and back again.

COLOUR

BLACK



CLEANING AND MAINTENANCE



QuBe Pro Milk 2G

+ CLEANING

CLEANING CYCLES

The operator can start a complete cleaning cycle for all circuits (All in One) or single circuit cycles by following the instructions on the touchscreen display.

14mins

ALL IN ONE

+ MAINTENANCE

ROUTINE MAINTENANCE

Open the front panel to access the main internal components directly. You can remove them for ordinary maintenance without using tools.

CAKE CRUSHER

The cake crusher reduces the volume of the used coffee grounds in the drawer to improve the capacity of the container and reduce the number of times that it has to be emptied.

MANUAL CLEANING

The dispensing group, mixer, hoppers, milker, water tank, and coffee grounds container can all be removed from the main unit and dismantled for manual cleaning operations.

BACKING UP DATA

The Menu pages allow you to access the Backup function to load or save a configuration of the machine on a Micro SD or a USB flash drive.

75 doses

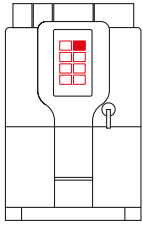
COFFEE GROUNDS CONTAINER CAPACITY

CONFIGURATIONS

QuBe is available in 3 versions
(7 different configurations)

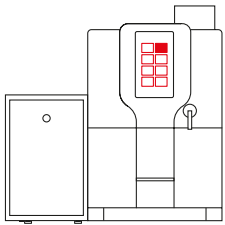
Legend:
G=coffee grinders
S=powders
(soluble products)

QuBe PURE COFFEE

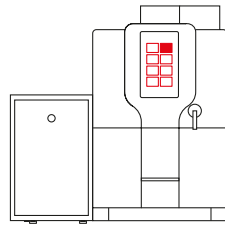


2 grinders +
2 powders (2G+2S)

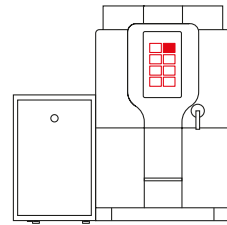
QuBe QUICK MILK



1 grinder (1G)

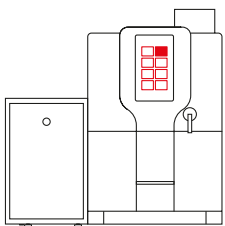


2 grinders (2G)

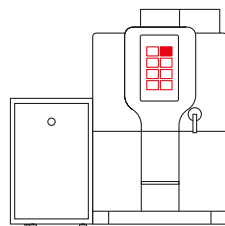


2 grinders +
1 powder (2G+1S)

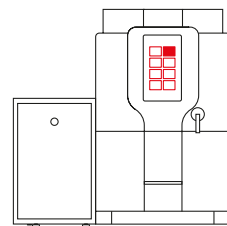
QuBe PRO MILK



1 grinder (1G)



2 grinders (2G)



2 grinders +
1 powder (2G+1S)

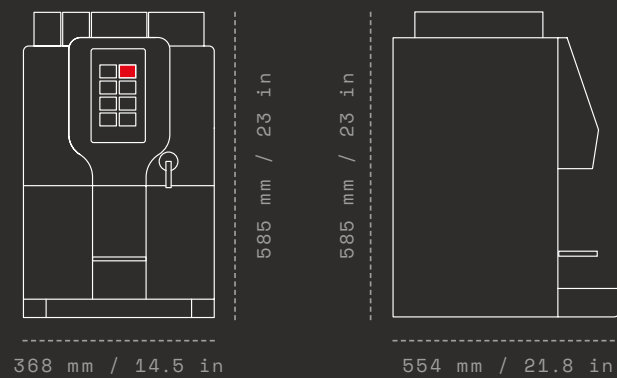
FEATURES

	EGRO QuBe PURE COFFEE (2G+2S)	EGRO QuBe QUICK MILK (1G) (2G) (2G+1S)			EGRO QuBe PRO MILK (1G) (2G) (2G+1S)		
INTERFACE							
7" Touchscreen	●	●	●	●	●	●	●
COFFEE							
Grinder	●	●	●	●	●	●	●
Second grinder	●	—	●	●	—	●	●
9-16g brewing chamber	●	●	●	●	●	●	●
Bypass single cup (for 1 cup of caffè Americano)	●	●	●	●	●	●	●
HOT WATER							
Right side hot water outlet	●	●	●	●	●	●	●
SOLUBLE PRODUCTS							
Built-in powder hopper	●	—	—	●	—	—	●
Second built-in powder hopper	●	—	—	—	—	—	—
MILK SYSTEMS							
Quick Milk	—	●	●	●	—	—	—
Pro Milk	—	—	—	—	●	●	●
Fresh milk beverages	—	●	●	●	●	●	●
FRIDGES							
Quick Milk fridge (4 liters)	—	●	●	●	●	●	●
OTHER FEATURES							
Lock package	●	●	●	●	●	●	●
MDB Protocol	●	●	●	●	●	●	●

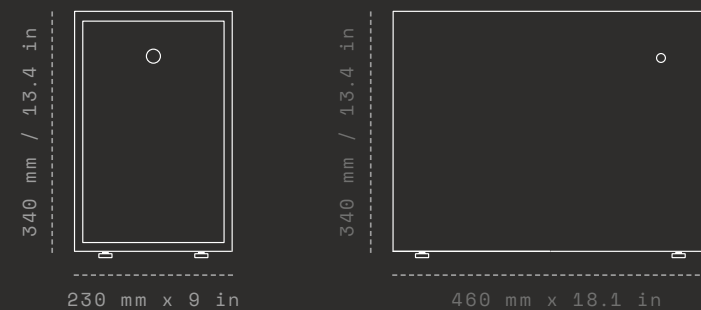
Standard ● Optional ● Not Available —

QuBe: TECHNICAL DATA

MAIN UNIT DIMENSIONS



FRIDGE QUICK MILK DIMENSIONS



MAIN UNIT TECHNICAL DATA

W x D x H
368 x 554 x 585 mm
14.5 x 21.8 x 23 in

WEIGHT PURE COFFEE
25 kg / 55.11 lb

WEIGHT QUICK MILK / PRO MILK
27 kg / 59.52 lb

COFFEE BOILER
0,6 l

THERMOBLOCK
Instant steam for heating milk (only with Quick Milk, Pro Milk)

COFFEE BEAN HOPPER
0,6 kg

POWDER HOPPERS
Small 0,7 l (2S)
Large 1,5 l (1S)

POWER SUPPLY
100-110V 50-60 Hz (1.4 kW)
220-240V 50-60 Hz (1.7 kW)

WATER SUPPLY
Water mains connection and built-in 4-litre water tank

NOISE LEVEL DURING USE
<70 db

FRIDGE QUICK MILK

W x D x H
230 x 460 x 340 mm
9 x 18.1 x 13.4 in

WEIGHT
14 kg / 30,1 lb

QUICK MILK CONFIGURATIONS
Venturi System

PRO MILK CONFIGURATIONS
Gear pump inside the main unit

POWER SUPPLY
220 – 240 V~, 50 Hz, 0.62 A
220 V~, 60 Hz, 0.62 A
110 V ~, 60 Hz, 1.35 A

MILK CONTAINER CAPACITY
4 l / 1.06 gal US

RECOMMENDED DAILY OUTPUT

QuBe PURE COFFEE
x80
CUPS PER DAY

QuBe QUICK MILK
x100
CUPS PER DAY

QuBe PRO MILK
x120
CUPS PER DAY

 **RANCILIO** GROUP

ranciliogroup.com



an Ali Group company



The Spirit of Excellence

Next

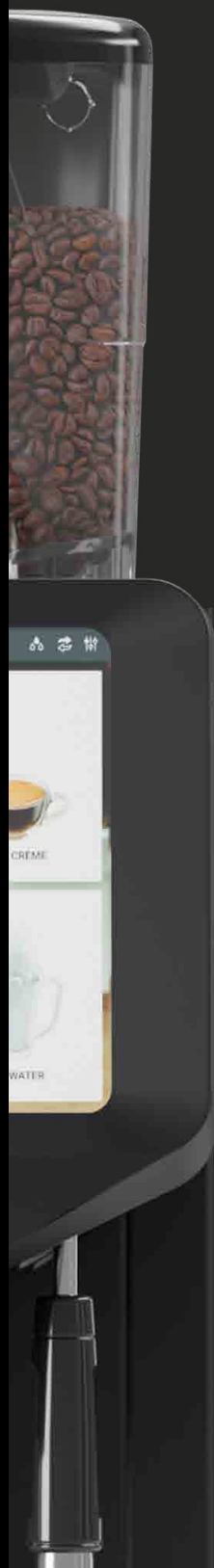
A product by
Rancilio Group

NEXT

YOUR NEXT
COFFEE
IS NOT
THAT FAR


EGRO

ENGLISH





YOUR NEXT COFFEE IS NOT THAT FAR

Egro Next is the new frontier in fully automatic coffee machines. Featuring stylish ergonomic design, Egro Next is intuitive, easy to use and to clean. It guarantees top-quality results for all types of coffee, milk and powder-based drinks. Recommended for locations with an average daily consumption of 300 coffee cups, Egro Next has been designed mainly for use in hotels, offices, fast-food restaurants, convenience stores, service stations, cafés and self-service facilities, and is available in 3 versions: Pure Coffee, Quick Milk, and NMS+.

PURE COFFEE
& QUICK MILK

x250

CUPS PER DAY

NMS+

x300

CUPS PER DAY

HIGHLIGHTS



1

COFFEE

Swiss Coffee Technology

Top-quality results at every cup, thanks to a stainless steel brewing group equipped with Self-Adjusting Grinder technology and separate boilers for coffee and steam.

3

INTERFACE

10" HD Touchscreen

Swipe, tap and scroll with ease through the menu. It's as easy as using your smartphone, with all preferences and drink selections at your fingertips.

Easy Switch

Customise different menus and easily switch between self-service mode for breakfast and barista mode for lunch or dinner.

5

ADD-ON

Total flexibility for every business

Modular portfolio, flexibility, add-ons, fridges, optional features and payment systems to create a bespoke setup for every instance.

2

INNOVATIVE MILK SYSTEM

NMS+

Adjust the frothing level and milk temperature for each beverage. And with the NMS+ version, you can personalise every recipe with cold milk foam thanks to the CMF system.

4

DESIGN

Built to last

Stainless steel brewing group and high-value components come together in a robust design for high performance and maximum durability.

6

CLEANING

Easy to clean

Daily cleaning program and rinsing cycles.

SWISS COFFEE TECHNOLOGY



STAINLESS STEEL BREWING UNIT

The stainless steel brewing unit is available in two brewing chambers with different capacities, either 18 g or 22 g. (optional). The latter version allows you to prepare extralarge American coffees in a single brewing cycle.

STAINLESS STEEL FLAT BURRS

High-precision grinders are equipped with titanium coated stainless steel burrs to provide consistent coarseness for top-quality espresso brewing.

54mm

BURRS DIAMETER

DUAL BOILER TECHNOLOGY

Two separate boilers for coffee preparation and steam.

0.5 l /16.9 oz

COFFEE BOILER CAPACITY

1.9 l /64.2 oz

STEAM BOILER CAPACITY


E SELF-ADJUSTING GRINDER (SAG)

The Self-Adjusting Grinder (SAG) can correct any in-cup quality alterations in real time, ensuring coffee consistency in every cup.

2x 1.3 kg/2.9 lb

COFFEE BEAN HOPPER CAPACITY

● Egro Patented Technology



MILK SYSTEMS

Egro Next offers two different systems for the automatic preparation of fresh milk drinks: Quick Milk and NMS+.

QUICK MILK

Quick Milk is the right choice for those who do not have to manage a heavy workflow and want to offer their customers a menu with the great coffee classics such as cappuccino and latte macchiato. Quick Milk is an intuitive milk system that is easy to use and maintain. The Quick Milk system can be used with the Quick Milk fridge or the FUM fridge, both with 4 litres capacity.

LACTOSE-FREE MILK (NMS+ VERSION ONLY)*

2 types of milk always at your disposal to work simultaneously with soy milk, oat milk or skimmed milk. And thanks to the system that prevents any type of contamination, you can also offer your customers lactose-free milk, ensuring maximum variety in total safety.

NMS+

NMS+ is Egro's most advanced milk system that guarantees the best results in the cup, especially when preparing milk foam. For each type of drink, it offers the option of adjusting the temperature and frothing level of the milk and choosing between two different types of fresh milk. Designed for locations that require high productivity, NMS+ also offers a more advanced cleaning system that ensures the highest standards of efficiency and hygiene. The NMS+ system requires the installation of the MK6 fridge (6 l), the FUM fridge (4 l) or an external pump module (SMPU) for fridges to be placed under the counter.

COLD MILK FOAM (CMF)

The CMF system (optional) is the solution for automatically preparing cold milk foam for every drink by selecting three different frothing levels via the interface. CMF can only be configured for NMS+ milk system.

MK6 fridge with lactose-free milk system

3.5 l

MILK CONTAINER

1.75 l

LACTOSE-FREE MILK CONTAINER



FUM fridge with lactose-free milk system

2.5 l

MILK CONTAINER


1.25 l

LACTOSE-FREE MILK CONTAINER



* Lactose-free milk system: < 1g of lactose per 1000 g of ready-to-drink product

FRIDGES



MK6 FRIDGE

6 litre fridge with display, level sensor and integrated pump module. On request, the Next fridge is available with the CMF system for cold milk foam or with the lactose-free milk system. It can also be ordered with one or two milk containers. With the SMPU pump modules, the MK6 fridge can also be installed under the counter to free up space on the worktop.

FUM FRIDGE

4-litre fridge, with pump module and level sensor, which can be placed under the main unit of the machine to optimise worktop space. It is also available in a version with two milk containers and the "lactose-free milk system".


QUICK MILK FRIDGE

Compact 4-litre fridge, easy to install even in space-limited locations.

E SMPU

For the Top Milk and NMS+ versions, a wide range of pump modules is available to install the fridges under the counter.

- Egro Patented Technology



WATER AND STEAM



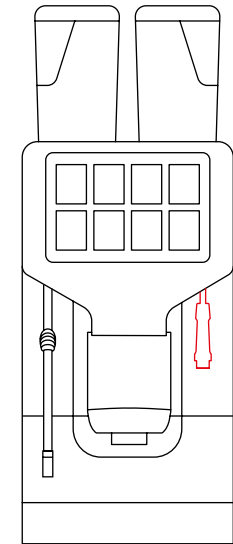
+ WATER

TEA AND HERBAL INFUSIONS

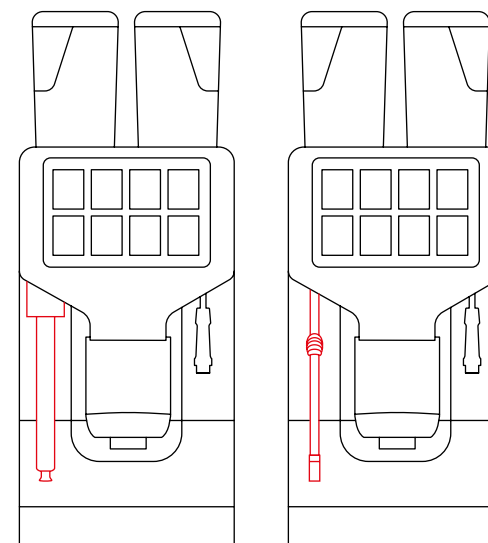
Different programmable water temperature levels and dosages for tea and other herbal infusions.

WATER WAND

The separate water wand is extendable to suit all the operator's needs and it is possible to deliver water while brewing coffee.



+ STEAM



iSTEAM

iSteam communicates with the touchscreen interface to automatically prepare the milk at the right temperature and froth level mixing steam.

COOL TOUCH STEAM WAND

The cool touch steam wand can be handled in safety and comfort.

SMART INTERFACE

TOUCHSCREEN INTERFACE

Access, select and adjust settings as easily as you do on your smartphone, thanks to the intuitive 10" HD touchscreen interface.

x10

MENU AVAILABLE
IN 10 LANGUAGES

MULTI-DRINK

Rely on the step-by-step instructions provided by the Multi-Drink software to easily create any recipe you wish in just a few taps. Select your favourite blend or single origin, choose the desired coffee strength, set the pre-infusion time, add the preferred milk or powders.

SELF-SERVICE MODE

Customers can prepare one drink at a time on their own, without the support of the staff.



EASY SWITCH

Customise different menus and quickly switch between them to always have the perfect settings for any situation.

THREE ACCESS LEVELS

Egro Next has three dedicated menus to offer the best user experience to baristas, managers and technicians.

QUEUE MODE

The selected items are placed in a queue, possibility for any drink to be brewed earlier or later, to be cancelled or others added.

MULTIMEDIA

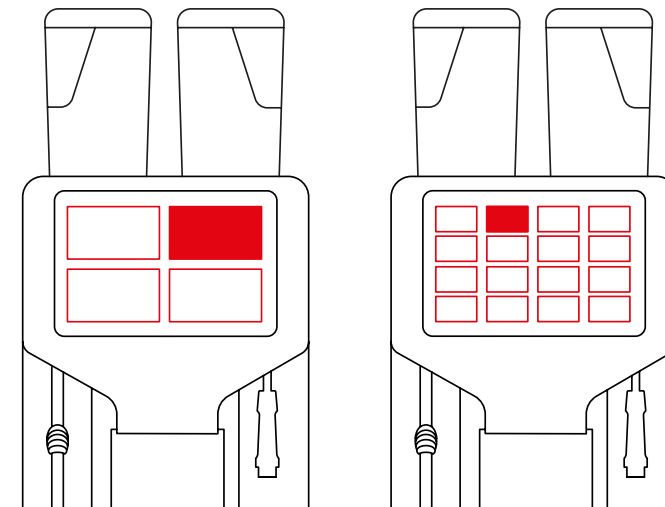
Images and promotional videos can be uploaded to personalise the touchscreen, and also be displayed during brewing.

iBUTTON

iButton gives extra information on the product selected as the nutritional value and the origin of coffees.

COUNTERS

Counters are available to display the number of brewed drinks, the income generated, SAG statistics and cleaning settings.



DESIGN AND ERGONOMICS

With its polished stainless steel finish, Egro Next is a stylish, ergonomic, and highly functional machine, with clean, soft lines and scratch-resistant surfaces. The aluminium display frame matches the modern look of the machine.

SPACE SAVING DESIGN

30cm / 12in

MAIN UNIT WIDTH

LED LIGHTS

Maximum visual comfort thanks to LED lights on the work area.

STAINLESS STEEL TRAY

The stainless steel tray is easy to remove and clean. In the self-service version it has two different cup-placing positions, to ensure that any type of cup is always placed correctly under the dispensing spout.

COLOUR

● BLACK

AUTOMATIC SPOUT

The Automatic Spout adjusts the height of the dispensing spout to suit the drink selected and fit the type of cup being used. The spout is easy to remove for cleaning.



ADD-ON

BENEFITS

Boost the potential of your Egro Next with add-ons.



EGRO NEXT NMS+

- + NEXT FRIDGE
- + POWDER MODULE
- + CUP WARMER

POWDER MODULE

Offer customers new options by setting up an external Powder Module: select ingredients to automatically mix, prepare and dispense.

2x 1.8 l

POWDER HOPPERS CAPACITY

CUP WARMER

External cup warmer with adjustable temperature level and three heatable trays.

PAYMENT SYSTEMS

Enjoy utmost flexibility with a range of standard and optional payment system solutions.

GUM

External container for coffee grounds to be placed under the machine.

750 g
/ 1,6 lb

COFFEE GROUNDS
CONTAINER CAPACITY



NEXT X2 NMS+

Next X2 NMS+ is a special configuration that includes two Next NMS+ and a centrally positioned MK6 refrigerator. It is the ideal solution for all locations that require a high performance level and have to manage peaks of work at several times of the day.

RECOMMENDED
DAILY
OUTPUT

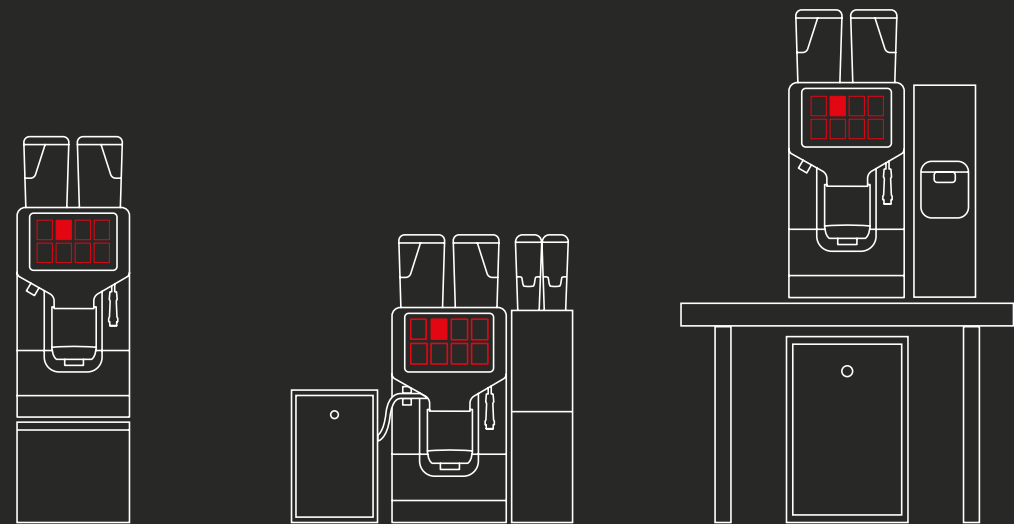
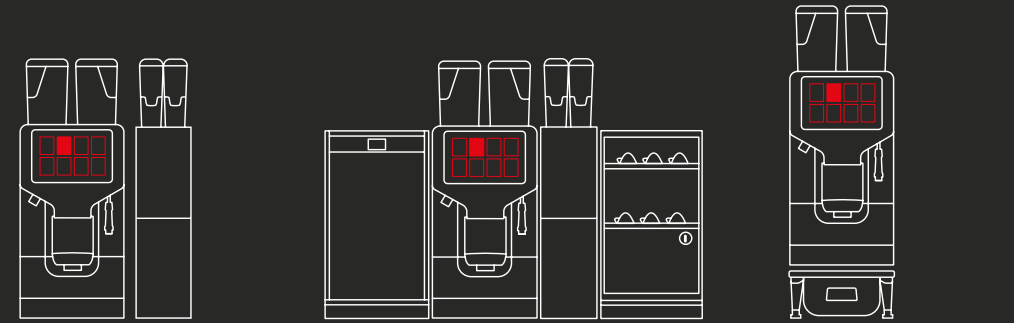
NEXT X2 NMS+

x600

CUPS PER DAY



+ OTHER CONFIGURATIONS



CLEANING AND MAINTENANCE



+ CLEANING

CLEANING

Fast and simple cleaning makes it easy to uphold high health and hygiene standards.

RINSING CYCLE

A rinsing cycle starts automatically at a preset time after the last beverage delivery.

+ MAINTENANCE

EASY ACCESS TO ALL COMPONENTS

The convenient opening of the front panel and quick access to the main internal components facilitates easy maintenance operations.

E DURA BREW

Dura Brew is a hermetically sealed system requiring little maintenance, and thus reducing the total cost of ownership.

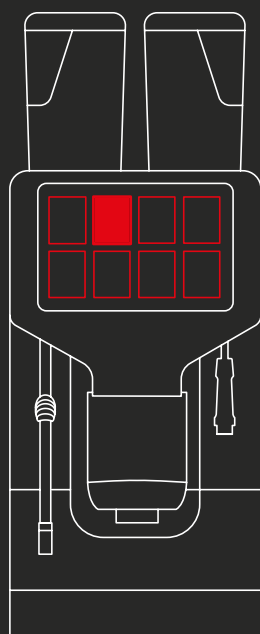
- Egro Patented Technology

USB PORT

Next comes with a USB port to transfer technical data and upload images and videos.

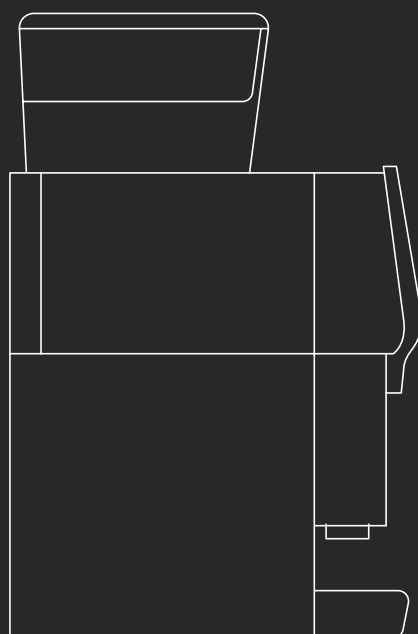
NEXT: TECHNICAL DATA

DIMENSIONS



300 mm / 11.8 in

770 mm / 30.3 in



575 mm / 22.6 in

MAIN UNIT: TECHNICAL DATA

W x D x H

300 x 575 x 770 mm
11.8 x 22.6 x 30.3 in

WEIGHT

57 kg / 125.7 lb

POWER SUPPLY

220–240 V3~, 50-60 Hz (6.0 kW)	220–240 V~, 50-60 Hz (5.5 kW)
220–240 V3~, 50-60 Hz (5.5 kW)	220–240 V~, 50-60 Hz (3.6 kW)
380–415 V2N~, 50-60 Hz (6.0 kW)	220–240 V~, 50-60 Hz (3.1 kW)
380–415 V2N~, 50-60 Hz (5.5 kW)	208/220-240 V2ph~, 60 Hz (5/6 kW)
220–240 V~, 50-60 Hz (6.0 kW)	208/220-240 V2ph~, 60 Hz (2/3 kW)

WATER SUPPLY

Water mains connection

ENERGY CONSUMPTION PER DAY

Pure Coffee / Quick Milk 1,772 kWh
NMS+ 1,873 kWh

NOISE LEVEL DURING USE

< 70 db

INTERFACE

TOUCH

10" Touchscreen

COLOUR

● BLACK

RECOMMENDED DAILY OUTPUT

NEXT PURE COFFEE

x250

CUPS PER DAY

NEXT QUICK MILK

x250

CUPS PER DAY

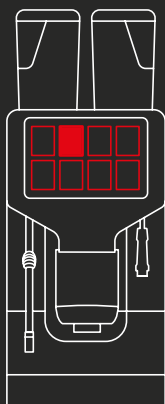
NEXT NMS+

x300

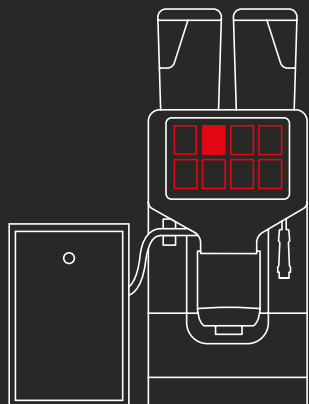
CUPS PER DAY

NEXT

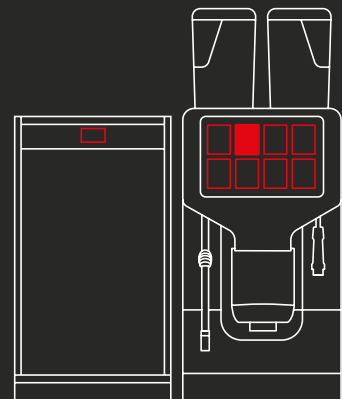
NEXT PURE COFFEE



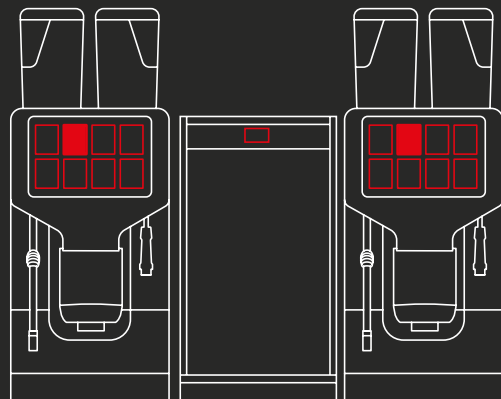
NEXT QUICK MILK



NEXT NMS+



NEXT X2 NMS+



FEATURES

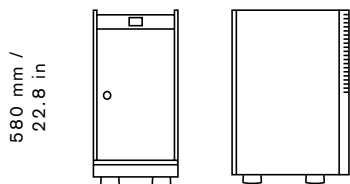
	PURE COFFEE	QUICK MILK	NMS+	X2 NMS+*
COFFEE				
1 Self Adjusting Grinder (SAG)	●	●	●	●
Second Self Adjusting Grinder (SAG)	●	●	●	●
18-g brewing chamber	●	●	●	●
22-g brewing chamber (BC22)	●	●	●	●
Bypass single cup (for 1 cup of Americano)	●	●	●	●
Bypass dual cup (for 2 cups of long coffee)	●	●	●	●
HOT WATER				
central hot water outlet	●	●	●	●
Right side hot water outlet	●	●	●	●
STEAM				
Cool touch steam wand	●	●	●	●
Automatic steam wand (iSteam)	●	●	●	●
MILK SYSTEMS				
Quick Milk	—	●	—	—
NMS+	—	—	●	●
NMS+ with Cold Milk Foam (CMF)	—	—	●	—
2 types of milk	—	—	●	●
Lactose-free milk system	—	—	●	—
FRIDGES				
MK6 fridge	—	—	●	●
Quick Milk fridge	—	●	—	—
FUM fridge	—	●	●	—
Pump Modules (SMPU)	—	—	●	●
ADDITIONAL OPTIONALS				
Automatic Spout	●	—	●	●
Under counter grounds chute	●	●	●	●
Lock package	●	●	●	●
Option Self (Lock package, Cup stopper)	●	●	●	●
Payment systems	●	●	●	●
Connect (telemetry system)	●	●	●	●
ADD ON				
Powder module	●	●	●	●
Cup Warmer	●	●	●	●
GUM	●	●	●	●

* per machine

Standard ● Optional ● Not available —

ADD-ONS: TECHNICAL DATA

MK6 FRIDGE



580 mm /
22.8 in

300 mm /
11.8 in

365 mm /
14.4 in

COLOUR

● BLACK

W × D × H

300 × 365 × 580 mm
11.8 × 14.4 × 22.8 in

WEIGHT

29 kg / 63.9 lb

POWER SUPPLY

220 – 240 V, 50 - 60 Hz, 0.2 A

China: 220 V, 50 Hz, 0.2 A

110-120 V, 60 Hz, 0.77 A

Japan: 100 V, 50 - 60 Hz, 0.7 A

MILK CONTAINER CAPACITY
(1 TYPE OF MILK)

6 l / 1.58 gal US / 1.32 gal UK

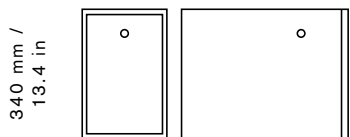
MILK CONTAINER CAPACITY
(2 TYPES OF MILK)

2x 3 l / 0.79 gal US / 0,66 gal UK

MILK LEVEL SENSOR

Included

QUICK MILK FRIDGE



340 mm /
13.4 in

230 mm /
9 in

460 mm /
18.1 in

COLOUR

● BLACK

W × D × H

230 × 460 × 340 mm
9 × 18.1 × 13.4 in

WEIGHT

14 kg / 30.1lb

POWER SUPPLY

220 – 240 V~, 50 Hz, 0.62 A

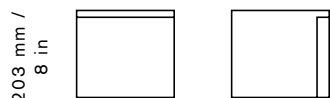
220 V~, 60 Hz, 0.62 A

110 V ~, 60 Hz, 1.35 A

MILK CONTAINER CAPACITY

4 l / 1.06 gal US

FUM FRIDGE



203 mm /
8 in

315 mm /
12.4 in

600 mm /
23.6 in

COLOUR

● BLACK

W × D × H

315 × 600 × 203 mm
12.4 × 23.6 × 8 in

WEIGHT

18.5 kg / 40.8 lb

POWER SUPPLY

220 – 240 V~, 50 Hz, 0.8 A

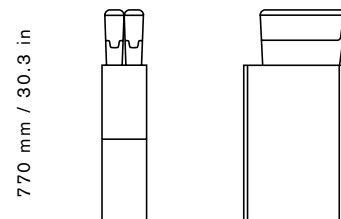
220 V~, 60 Hz, 0.9 A

115 V ~, 60 Hz, 1.3 A

MILK CONTAINER CAPACITY

4 l

POWDER MODULE



770 mm / 30.3 in

160 mm /
6.3 in

378 mm /
14.9 in

W × D × H

160 × 378 × 770 mm
6.3 × 14.9 × 30.3 in

WEIGHT

13 kg / 28.1lb

POWER SUPPLY

220–240 V~, 50-60 Hz

120 V~, 60 Hz

POWER RATING

0.1 kW


POWDER HOPPER CAPACITY

2x 1.8 l

COLOUR

● BLACK

CUP WARMER



580 mm /
22.8 in

300 mm /
11.8 in

365 mm /
14.4 in

W × D × H

300×365×580 mm
11.8×14.4×22.8 inch

WEIGHT

14 kg / 30.1lb

POWER SUPPLY

220–240 V~, 50 Hz

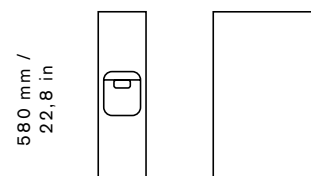
POWER RATING

420 W

COLOUR

● BLACK

PAYMENT SYSTEMS



580 mm /
22,8 in

150 mm /
5,9 in

365 mm /
14.4 in

W × D × H

150 × 365 × 580 mm
5.9 × 14.4 × 22.8 in

POWER SUPPLY

24 V from coffee machine

COLOUR

● BLACK

GUM



136 mm /
5,5 in

300 mm /
11,8 in

365 mm /
14,4 in

W × D × H

300 × 365 × 136 mm
11.8 × 14.4 × 5.5in

COFFEE GROUNDS CONTAINER CAPACITY

750 g

POWER SUPPLY

24 V from coffee machine

COLOUR

● GREY

CONNECT

POWER TO YOUR COFFEE BUSINESS

It doesn't matter what size your organization is, the only important thing is that you want to improve your coffee business. Connect helps you to make effective use of the data generated by your coffee machines, and support you in advancing your own journey becoming a data-driven business. It's time to take a competitive advantage in whatever marketplace you operate in.

RANCILIOGROUP.COM/CONNECT

BENEFITS



1
USER-FRIENDLY DASHBOARD



2
MANAGE YOUR FLEET WITH EASE

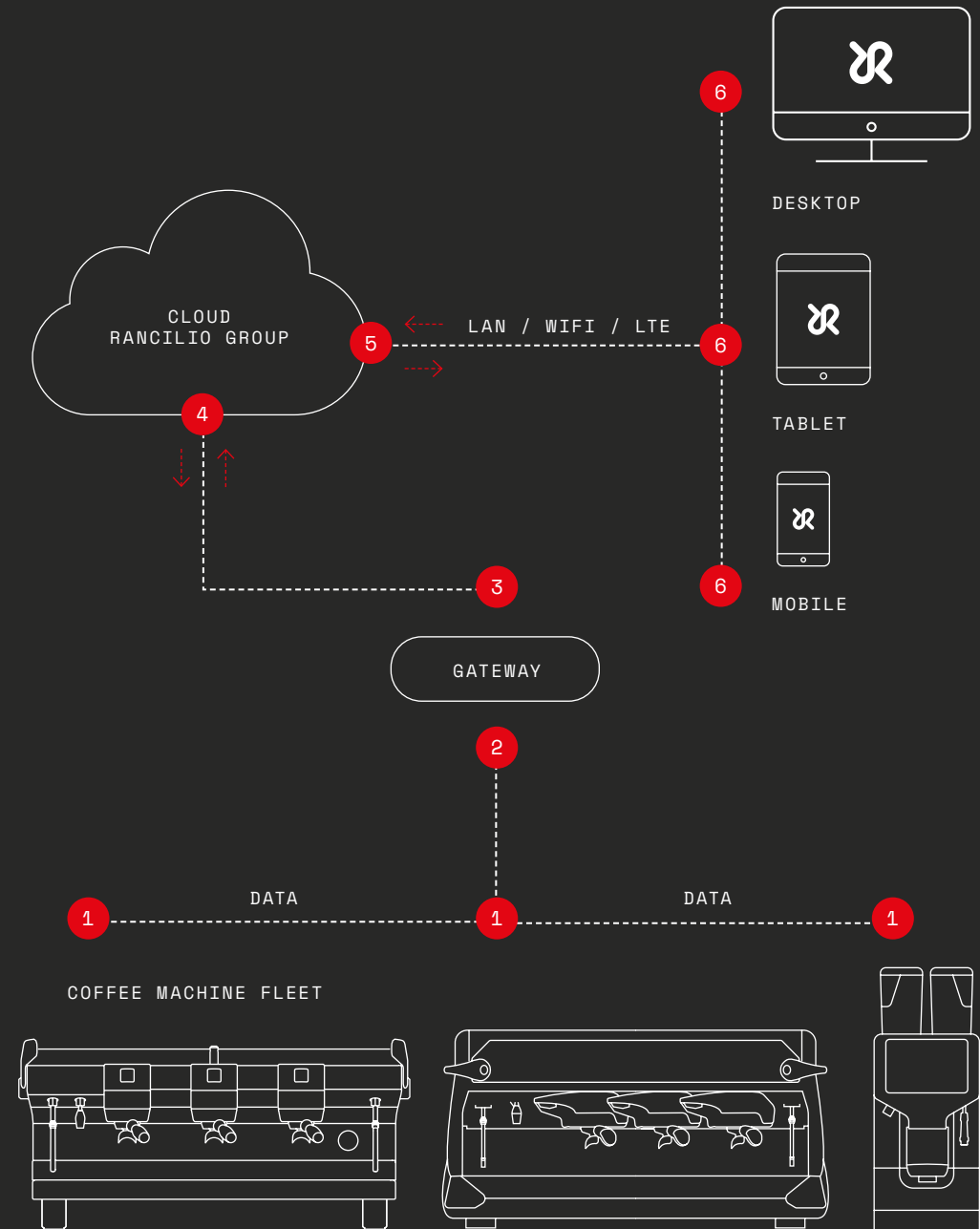


3
BOOST SERVICE EFFICIENCY



4
INCREASE BUSINESS PERFORMANCE

HOW IT WORKS



 **RANCILIO**GROUP

rancioliogroup.com



an Ali Group company



The Spirit of Excellence

MODE



MODULARITY AND DESIGN

The Mode fully automatic coffee machine packs the latest Egro technology into a compact design. High performance, reliability and versatility are combined in a sleek design with ergonomic solutions to improve operators' work and speed up service. Mode's touchscreen interface has been developed to customise each recipe on the menu with a few simple steps and to facilitate customer interaction when working in self-service mode. Designed for all establishments in the Ho.Re.Ca. sector with medium consumption, Mode is the ideal solution for those who want a quality cafeteria menu with coffee drinks, fresh milk and powder products.



HIGHLIGHTS

7" TOUCHSCREEN

Select your drink, navigate through the setting menus and upload video images to customise your touchscreen. It only takes a few taps to complete each operation.

EASY MAINTENANCE

The internal components are grouped into modules according to their function in order to facilitate ordinary maintenance operations and speed up service interventions.

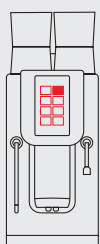
COMPACT DESIGN

High-quality components, a built-in hoppers and other space-saving solutions provide you with maximum technology in minimum space.

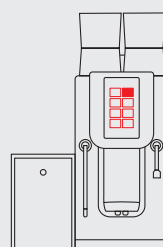


VERSIONS

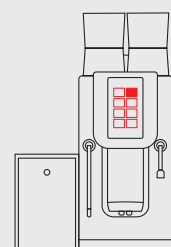
MoDe is available in 3 versions



MODE PURE COFFEE
X150 CUP/DAY



MODE QUICK MILK
X150 CUP/DAY



MODE PRO MILK
X180 CUP/DAY

MODE

TECHNICAL DATA

W X D X H (MAIN UNIT)

300 x 580 x 787 mm

11.8 x 22.8 x 31 in

W X D X H (FRIDGE)

300 x 455 x 580 mm

11.8 x 17.9 x 22.8 in

COFFEE BOILER CAPACITY

0,5 l

STEAM BOILER CAPACITY

0,8 l

COFFEE BEAN HOPPER CAPACITY

0,75 kg (2G)

1,25 kg (1G)

POWDER HOPPERS CAPACITY

2 l

POWER SUPPLY

220-240 V, 50-60 Hz (2,3 kW)

110-120 V, 60 Hz (2,0 kW)

Quick Milk / Pro Milk

220-240 V, 50-60 Hz (3,5 kW)

110-120 V, 60 Hz (2,0 kW)

ENERGY CONSUMPTION PER DAY

Pure Coffee 0,779 kWh

Quick Milk / Pro Milk 1,237 kWh

WATER SUPPLY

Fixed water connection

NOISE LEVEL DURING USE

<70 db

COLOURS

● NERO ●● INOX + NERO

FEATURES

		PURE COFFEE	QUICK MILK	PRO MILK
PERFORMANCE	Recommended Daily Output (cups/day)	150	150	180
INTERFACE	7" Touchscreen	●	●	●
COFFEE	Second grinder	●	●	●
	18-g brewing chamber	●	●	●
	22-g brewing chamber (BC22)	●	●	●
	Bypass single cup (for 1 cup of caffè Americano)	●	●	●
STEAM	Steam wand (C-lever system)	●	●	●
HOT WATER	Central hot water outlet	●	●	●
	Right side hot water outlet	●	●	●
MILK SYSTEM	Quick Milk	—	●	—
	Pro Milk	—	—	●
	Fresh milk beverages	—	●	●
POWDER	Built-in powder hoppers (up to 2)	●	●	●
FRIDGES	Quick Milk fridge (4 liters)	—	●	●
	FUM fridge (4 liters)	—	●	—
ADD-ON	Cup warmer	●	●	●
	Lock package	●	●	●
	Payment systems	●	●	●
	MDB protocol	●	●	●
	Connect (telemetry system)	●	●	●

Standard ● Optional ● Not available —